

AR-RAQQA

NEEDS OVERVIEW

01 JULY 2018

DATA COLLECTED ON APR-MAY 2018

AR-RAQQA'S

NEEDS OVERVIEW

01 JULY 2018



Al-Ameen for Humanitarian Support:

Al Ameen, short for Al-Ameen for Humanitarian Support, is a non-profit organization, established in 2012 in Northern Syria. Starting as a group of activists with a mission of helping all conflict-affected people of Syria, Al-Ameen had to grow and expand in order to deal with huge and poorly satisfied humanitarian, rehabilitation, and development needs of conflict-affected communities throughout the country.

An expanding scope of military operations, increased displacement of Syrian people and lack of centralized government to provide administration and services in many areas of the country, provided background for the organization's expansion and growth as it worked vigorously to support people and communities in dire need.

Al Ameen implements number of programs in the different non-regime-controlled areas across Syria.

Ar-Raqqa city center which is one of the districts of Ar-Raqqa Governorate is accessible for Al-Ameen although the high risk of injury from remaining mines, booby traps and unexploded ordinances.

AR-RAQQA CITY: TIMELINE OF RECENT MAJOR EVENTS:

- **2013- March**

- Ar-Raqqa is the first major city in Syria to be taken by Armed Opposition Groups (AOGs) including the Free Syrian Army & militants from Al-Nusra Front.

- **2014- January**

- ISIL takeover Ar-Raqqa Governorate.

- **2016- October**

- The offensive to retake Raqqa from IS begun.

- Operation to expel (ISIS, ISIL, or Daesh), from Northeast Syria commences by the SDF, supported by coalition- start taking villages/towns surrounding Raqqa city

- **2017- June**

- Offensive on Ar-Raqqa city starts, heavy aerial bombardment and ground conflict.

- **2017- October**

- Raqqa city completely evacuated of civilians.

- Hundreds of civilians were killed and thousands wounded.

- Destruction of most of the city, including civilian infrastructure.

- Some 200,000 people who fled Raqqa with no homes to return.

- Raqqa, Is Captured by the U.S.-Backed Forces.



TABLE OF CONTENTS:

CONTENTS

1. General Information:	01
2. Objectives	01
3. Methodology	01
4. General Findings:	02
3.1 Source of information:	02
3.2 Number of interviews:	03
3.3 Interviewees Governorate of Origin:	03
3.4 Interviewees most recent displacement:	03
3.5 Interviewees displacement experience:	04
3.6 Gender & Age of Interviewees:	04
5. Findings per Sector:	04
a. Food Security:	05
1. The main Food items Purchased per Month.....	06
2. Most Recent food Assistance:	06
3. Number of consumed meals per day:	06
4. Bakeries:	07
5. Deeper information about the center of Ar-Raqqa:	08
6. Deeper information about the Governorate of Ar-Raqqa:	08
7. Food Security Sector Priorities:	08
b. Livelihoods:	09
1. Head of family education Level:	10
2. Head of family General Skills/ Profession.....	10
3. Main Income Source:	11
4. The Monthly Expenses: S.P.....	11
5. Livelihood Sector Priorities:	11
c. Non-Food Items:	13
1. NFI Significance.....	14
2. Access to NFIs:	14
3. Challenges with accessing the NFI distributions:	15
4. Deeper information about accessing NFIs:	15
5. Basic household items:	16
6. Energy / cooking fuel:	16
7. Strategies to cope with the lack of cooking fuel:	16
8. Energy / Heating fuel:	17
9. Top NFI Needs:	17
10. Top NFI Needs according to age & gender:	18

d. Shelter	19
1. Shelter Condition across the Governorate:	20
2. Top priority needs in the shelter sector in the governorate of Ar-Raqqa:	21
e. Housing and Land Properties:	22
1. Existing housing, land and property (HLP) problems in the whole Governorate.....	23
2. Existing housing, land and property problems in the Sub-Districts of Ar-Raqqa.....	23
3. Legal Obstacles & Access to shelters:	24
4. Ownership Documents:	25
5. Eviction experience:	25
6. Eviction Reasons:	25
7. HLP Sector Priorities across the Governorate:	26
f. Services:	27
1. Main source of Electricity:	28
2. Secondary source of Electricity:	28
3. Access to Main Electricity Network:	28
4. Needs to Improve the electricity:	28
5. Roads & Bridges:	29
6. Improve the current roads & Bridges on the sub-district level:	30
7. Available means of communication:	30
8. Top Service sector Priorities:	31
g. WASH	32
1. The water network condition:	33
2. Main Water Source:	33
3. Water Cost:	34
4. Drinking water quality:	34
5. Ways used for the treatment of drinking water:	34
6. Available Water Quantity:	34
7. Water Container Type:	35
8. Solid Waste:	35
9. Water Sector priorities across the governorate:	36
10. Sewerage Sector priorities across the governorate:	36
11. Hygiene Sector priorities across the governorate:	37
12. Access to Personal Hygiene items:	38
13. Access to House Cleaning items:	39
14. Access to Sanitary Items:	39
h. Education	40
1. Children & schools	41
2. The main problems to send & keep children in your family (6-17 years) to school:.....	41
3. The top solutions for children to go and stay in school:	42
4. The top Priorities in the education sector:	42

i. Protection	43
1. Special support for women and girls in the area.....	44
2. The top problems with safety or children welfare in Ar-Raqqa:	44
3. Separated children:	44
4. Subject to shelling / air strikes:	45
5. Situations prevalent within the Governorate in 3 months prior the Assessment:	45
6. The top three priorities for the Protection sector across the governorate:	46
j. Health	47
1. Access and availability.....	47
2. The top challenges accessing Health care across the governorate:	48
3. Access to vaccines:	48
4. Top priorities for supporting the health sector across the governorate:	48
5. Top consumed foods by the children aged /0-6 Months/:.....	49
6. Needed nutrition items for your children aged /0-24 Months/:.....	50
7. The top 4 problems which identified in feeding babies and young children /0-6 Months/:.....	50
8. Top priorities for the Nutrition sector across the governorate:	51
k. Priority Needs in the governorate of Ar-Raqqa:	52
l. The coping strategies used by the family to cope with a lack of NFIs, Food, Money and other resources:	54
m. Returnees to the center of Ar-Raqqa -Apr-2018:	54
n. Deeper Needs:	55
o. RECOMMENDATIONS:	56
1. Food Security & Livelihoods Sector.....	57
2. Health Sector.....	57
3. Nutrition Sector.....	57
4. Protection Sector.....	57
5. Mine action.....	57
6. WASH Sector.....	57
7. Education Sector:	58
8. Shelter and NFI Sector.....	58
9. HLP Sector.....	58
10. Demography Section.....	58
Contact:	58

GENERAL INFORMATION

13.1 million people are in need of humanitarian assistance in Syria, including 6.1 million IDPs. Conflict has killed over 400,000 people and caused large-scale displacement.

Between November 2016 and October 2017, the campaign to expel the group known as the Islamic State of Iraq and the Levant (ISIL, ISIS or DAESH) from Ar-Raqqa governorate in North East Syria led to an escalation of conflict across the area. Conflict resulted in multiple phases of significant displacement of civilians and resulted in high levels of need of both the displaced and those that remained in areas of direct conflict. Furthermore, the ability of host communities across Ar-Raqqa governorate to absorb internally displaced persons (IDPs) became increasingly stretched as their number grew.

the whole population of Ar-Raqqa over 375,000 persons were displaced within and from the governorate between November 2016 and September 2017. IDPs fled to territory that came under control of the Syrian Democratic Forces (SDF) in previous phases of fighting. All of Raqqa suffered intense airstrikes by the U.S.-led coalition, the infrastructure was destroyed, as were more than 75 % of civilian homes.

With conflict reducing across the governorate, thousands of IDPs returned to their communities of origin, likely to locations in need of post-conflict reconstruction and with severely limited basic services.

Battles came to an end and ISIS militants were driven out of the area, but definitely not free of cost. It has become almost impossible to differentiate between what was once a home or a shop in the center of Ar-Raqqa.

It is likely that around 110,500 IDPs returned to areas of origin with limited access to Health services and in severe need of de-mining and repairs to shelters, roads and other infrastructure as well as they are in need of all types of help that support in recovering their livelihoods.

Civilians also face other risks when going back to check on homes or buildings. These risks include the collapse of buildings in the city center which has widespread destruction and wide-scale damage to homes and infrastructure. Still many people in Ar-Raqqa and surrounding areas are living in dire conditions away from their homes in makeshift shelters and have been displaced several times bearing the agony of displacement, deprivation and the misery of all of their losses.

Reconstruction efforts already started plowing through debris with returning locals being determined in their hope to reopen shops and inject life back into the city center.

OBJECTIVES

To Assess the situation in Ar-Raqqa under the different sectors and propose optimal response modalities and develop operational plan there, Al-Ameen Organization conducted multi sectorial needs assessment in Ar-Raqqa governorate during Apr-2018 assessing all the sub-districts of Ar-Raqqa excluding Ma'adaan and Al Sabkha sub-districts which are under the control of the Syrian regime.

METHODOLOGY

Al-Ameen developed the assessment form to collect data from Key Informants (KIs) during the information collection.

Fieldworks started on 15-Apr-2018 and were completed on 15-May-2018. After receiving the raw data, the Data Need Assessment Unit /DNA/ in Al-Ameen began the data validation and cleaning process. Next, the data analysis & translation process started.

The assessed geographical area is limited to areas that are accessible by Al-Ameen enumerators. /all the areas of Ar-Raqqa excluding Ma'adaan and Al Sabkha sub-districts which are under the control of the Syrian regime/.

The assessment was provided to the enumerators on smart phones and tablets for onsite completion using Kobo-Collect software, all interviewees were instructed to provide answers to the best of their knowledge about the topics.

The primary data collection methods used include key informant interviews and direct observations. Several enumerators covered each sub-district. The enumerators identified key informants and conducted interviews using the questionnaire as a basis to record information, or a notebook if a questionnaire was unsafe to carry. The enumerators noted observations to verify key informant information and obtained evidence of records where possible for further verification and improvement of confidence level. Then, the enumerators submitted the collected data of the questionnaire through Kobo-Toolbox.

The total number of enumerators who participated in the assessment was 20 enumerators; Upon consolidation of the collected data, the /DNA/ team proceeded with data visualization by identifying the required tables, graphs, and maps which will feed into the analysis of assessment findings. Data visualization was conducted using MS Excel program. Further in-depth analysis of specific variables was conducted to elaborate the key findings presented in this report. Data analysis shaped the structure of the report and informed the development of the priority health needs outlined in the conclusion.

The DNA department actively disseminated the findings through the release of the final report and presentations with relevant stakeholders.

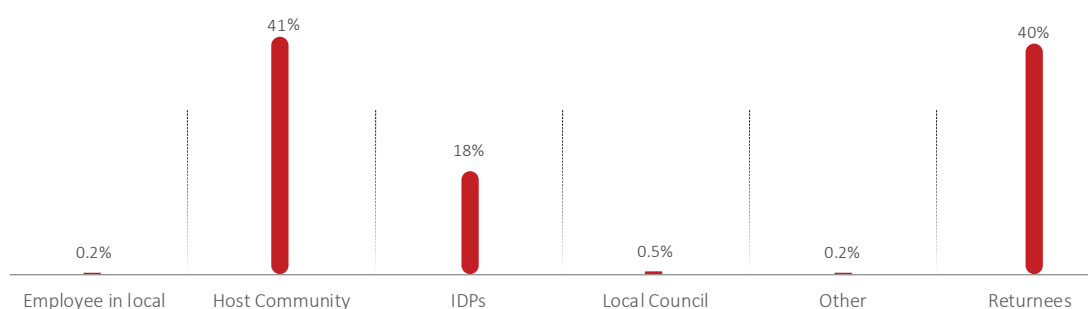
GENERAL FINDINGS

4.1 Source of information:

Al-Ameen collected information from 75 communities in Ar-Raqqa through interviewing 849 head of family, the people whom interviewed informed Al-Ameen field staff about the answers of the survey questions.

They key sources of information which Al-Ameen field staff interviewed are 41 % host community population, 40 % returnees, 18 % IDPs and others from local authorities.

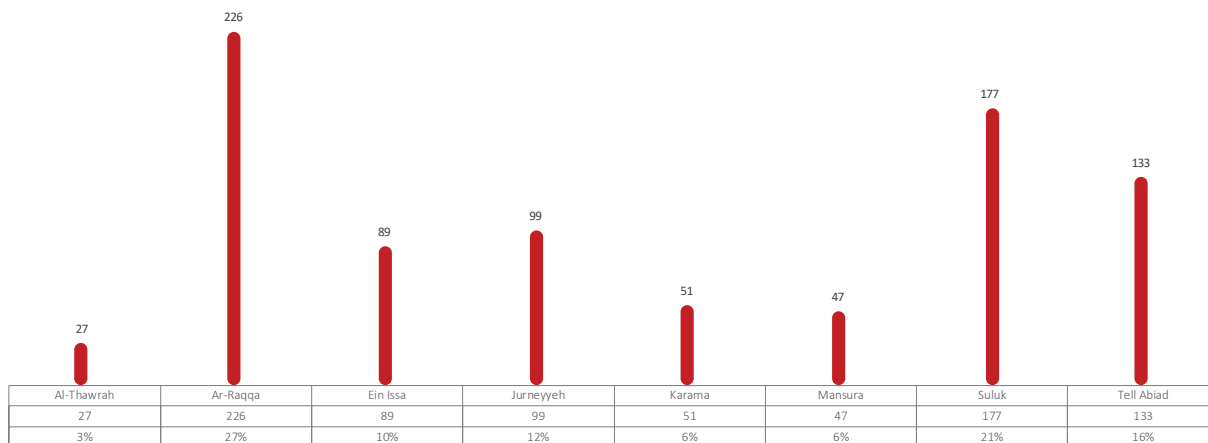
Figure 1: Source of Information:



4.2 Number of interviews:

The total number of conducted interviews is 849, 27 % of them were in the center of Ar-Raqqa, the other interviews locations in the below chart:

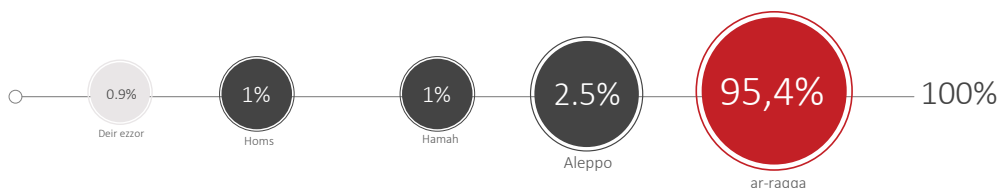
Figure 2: Number of interviews



4.3 Interviewees Governorate of Origin:

95 % of the interviewees from Ar-Raqqa governorate.

Figure 3: Governorate of Origin

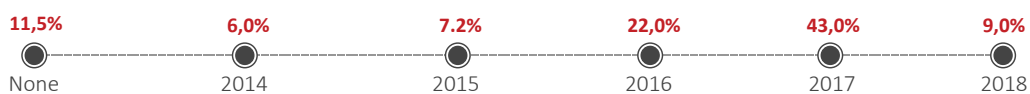


4.4 Interviewees most recent displacement:

In regard to Ar-Raqqa population displacement resulting from the recent conflict there which led to actual displacement of people from their locations and, to a loss of their livelihood. The highest number of people whom experienced forced displacement is in 2017. that refers to situations of persons who left and fled their homes due to conflict, violence, persecution and human rights violations.

43 % from the people interviewed experienced a displacement in 2017, while 22 % in 2016, the other 23 % also experienced displacement in previous years of the conflict

Figure 4: Interviewees most recent displacement




4.5 Interviewees displacement experience:

More than half of the IDPs in Ar-Raqqa have experienced multiple displacements as a result of the spread of violence, depleted capacities of host communities, or difficulties faced in accessing livelihoods.

30 % of people experienced displacement for 1 time, while 30 % of them experienced displacement for 2 times and 21 % displaced 3 times.

Figure 5: Number of Times Displaced



4.6 Gender & Age of Interviewees:

In total, 33 % of the interviewees were Females, and 67 % Males; with Average of 41 Years old.

FINDINGS PER SECTOR

Al-Ameen collected data reflects the population need and the situation across the governorate under the sectors of:



FOOD SECURITY



LIVELIHOODS



NON-FOOD ITEMS



SHATER



**HOUSING AND
LAND PROPERTIES**



SERVICES



WASH



EDUCATION



PROTECTION



HEALTH

A. FOOD SECURITY

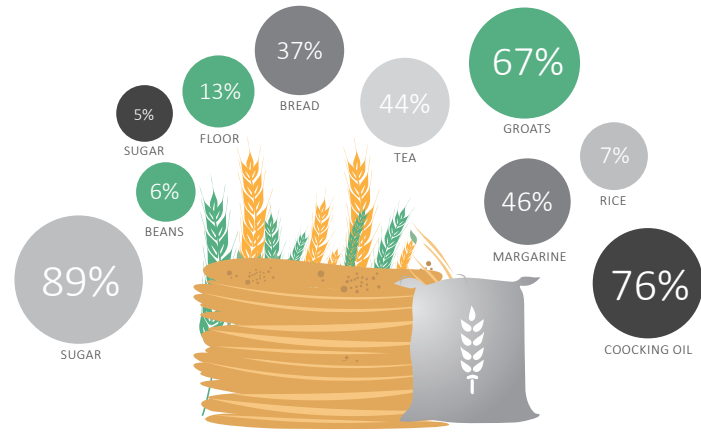
High number of people across the governorate are facing shortages in receiving food items in the assessed locations due to the unavailability of money to buy food. Key food commodities are available in markets across Ar-Raqqa Governorate, however residents' financial access to food remains a constraint. Returnees to Ar-Raqqa city center precarity levels are high and incomes are low, they suffer inability to purchase enough food to meet their household's needs.

Returnees also face a difficult path to rebuilding their livelihoods. Ar-Raqqa city center has limited job opportunities and many households are resorting to daily casual labor to sustain their household's income. Poorer households eating less preferred and less expensive foods as well as limiting portion sizes to make ends meet. Child labor is also very common as many schools are still shut and households' income is very low.



1. The main Food items Purchased per Month:

The main food items purchased during the month of the assessment May-2018 are Sugar (which is one of the main purchased food items for 89 % of families), Cooking Oil, groats, and margarine. the other items as in the below table:



THE MAIN FOOD ITEMS PURCHASED PER MONTH

2. Most Recent food Assistance:

Returnees in Ar-Raqqa city have been receiving no or little food assistance. Across the Governorate, 60% of the Interviewed respondents reported that they didn't receive food Assistance since 2017.

Figure 6: Most Recent food Assistance

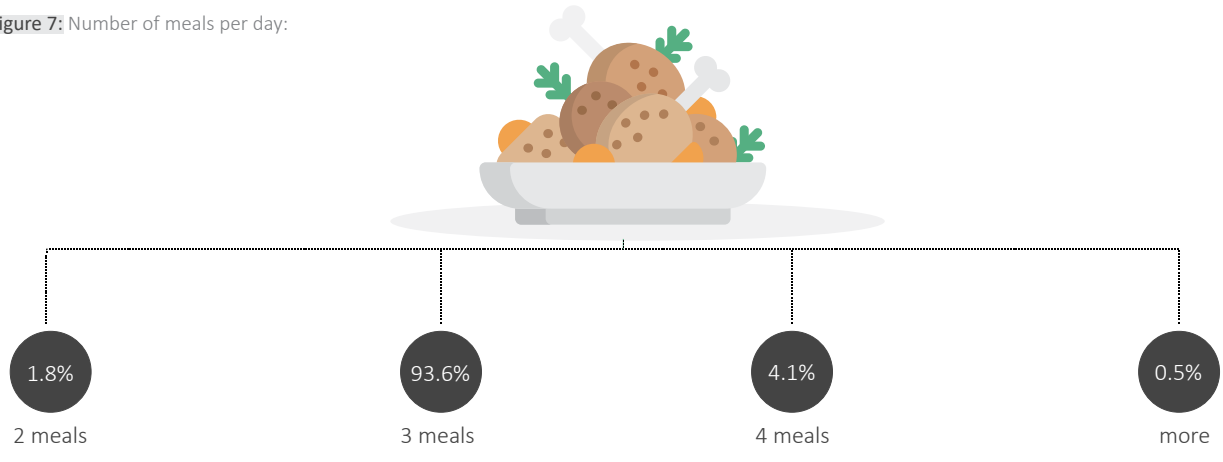


Instead the market is the main source of food for the returnees and vulnerable families.

3. Number of consumed meals per day:

93 % of Interviewed respondents reported their consuming of three meals per day

Figure 7: Number of meals per day:



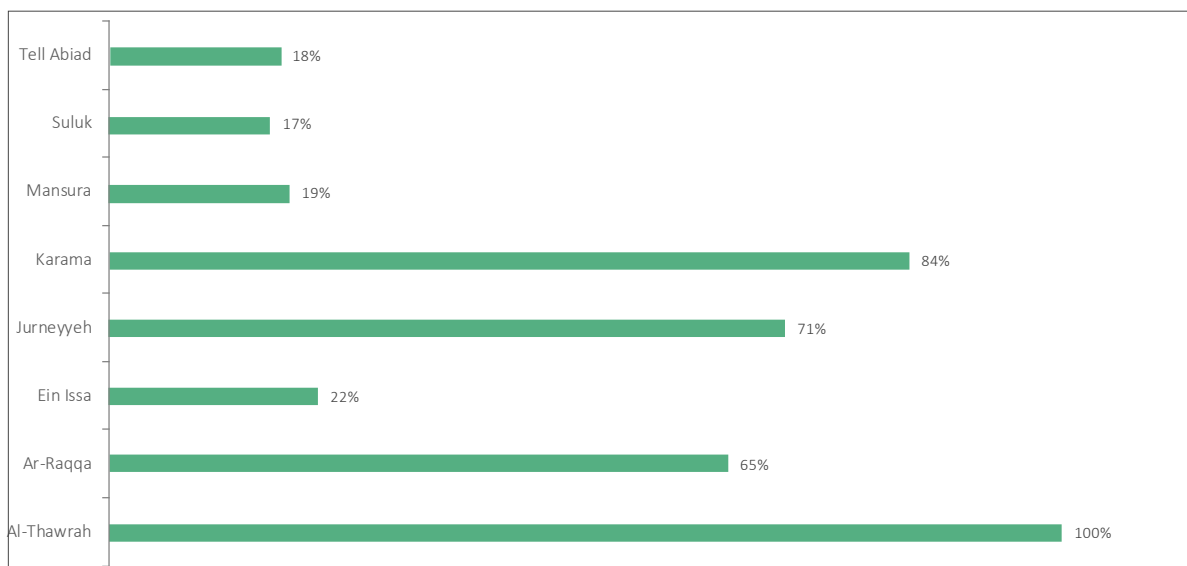
however most mentioned that they were relying on less preferred and less expensive foods in order to make ends meet. In addition, many had reduced their meal portion sizes.

4. Bakeries:

The situation in the governorate is exacerbated by the high prices. Many bakeries were partially/-completely destroyed during the conflict, in addition to the affected agriculture and the damage of agricultural crops, mainly wheat, from which bread is made.

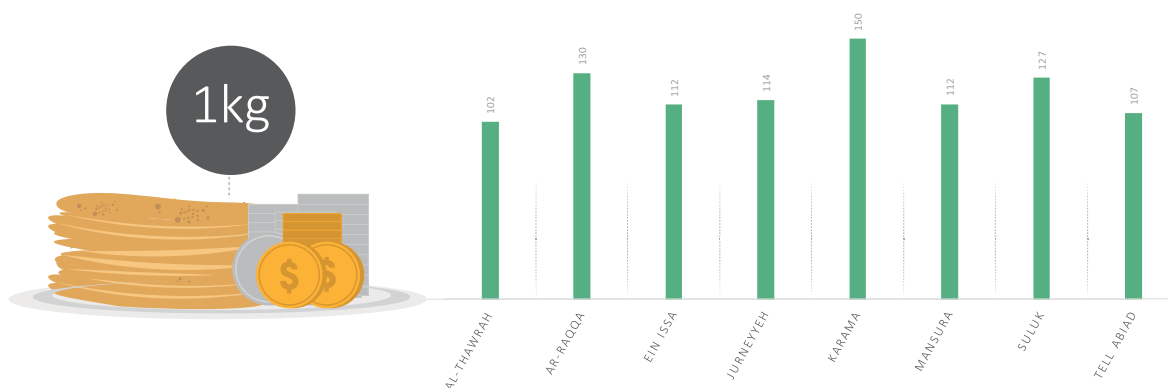
Interviewees whom have bakeries operating in their area differs from one location to another in total 44 % of people have active bakeries in their areas, divided by sub-district as below:

Figure 8: Ar-Raqqa Governorate, Access to Active Bakeries among the population:



Lack of the active bakeries and the inability to cover the daily needs led to the increase in the price of the bread across the governorate, the price of the bread bag of 1 Kg. is listed below divided per sub-district in Syrian pound.

Figure 9: Average of the price of the bread in the sub-district level:



5. Deeper information about the center of Ar-Raqqa:

The widespread destruction of infrastructure in the city has also affected the supply of water to the city. There is currently a massive shortage of water for drinking and cooking. Returnees highlighted this issue as an important constraint since the shortage of water in the city is forcing them to pay an average of 200 SYP per drum of water. Each drum contains 200 liters.

6. Deeper information about the Governorate of Ar-Raqqa:

Ar-Raqqa governorate is part of the so called “cereal belt” of Syria (including also Aleppo, Al-Hasakeh, Deir-Ez-Zor, Hama and Idlib governorates), which produced more than 80 percent of wheat nationwide before the conflict. Currently, Agriculture-based livelihoods in Ar-Raqqa face severe constraints across the value chain, affecting farmers’ food security and coping strategies.

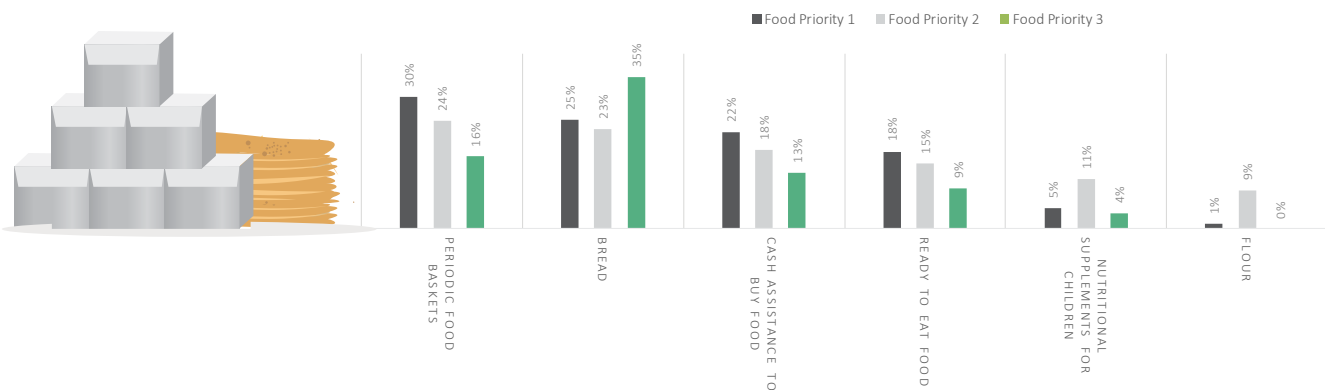
7. Food Security Sector Priorities:

Al-Ameen team Assessed the situation in the Governorate and asked the people to answer questions to identify their priority needs. The top priorities of food security sector are:

- periodic food baskets
- Bread
- Cash assistance to buy food.

People in Ar-Raqqa, prefer to receive food aid in the form of Periodic food baskets. The following figure shows priorities of food assistance needed in Ar-Raqqa Governorate in more detail:

Figure 10: Food Security Sector Priorit



B. LIVELIHOODS

The situation remains difficult for more than 60 % of the population of the Governorate of Ar-Raqqa because of low production and low income compared to prices and in the absence of services and assistance to help them improve and enhance their living conditions.

Agriculture & Livestock are the most comprehensive human activity in the province of Raqqa, Agriculture & Livestock needs more attention after the deterioration caused by the events that hit the governorate, its farmers and breeders.

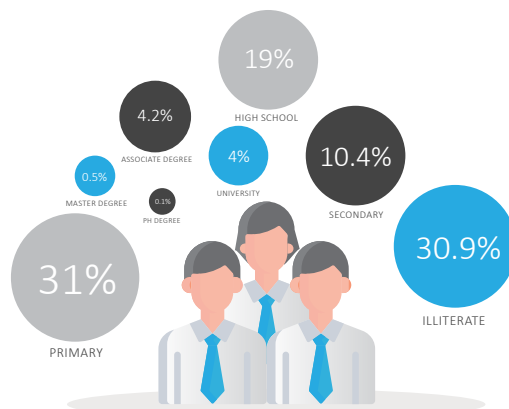
Al-Raqqa governorate contains a large number of qualified professionals, especially among the youth generation. Those In need of social and professional revitalization that enable them to be engaged in the local market and overcome the negative effects left by ISIS on the province.



1. Head of family education Level:

The below chart shows the head of families interviewed Education Level, which gives better understanding of the social and education background of parents across the governorate. 31 % of head of families had primary education, while 30 % are illiterate, 19 % intermediate, 10 % secondary school.

Figure 11: HoH Education Level



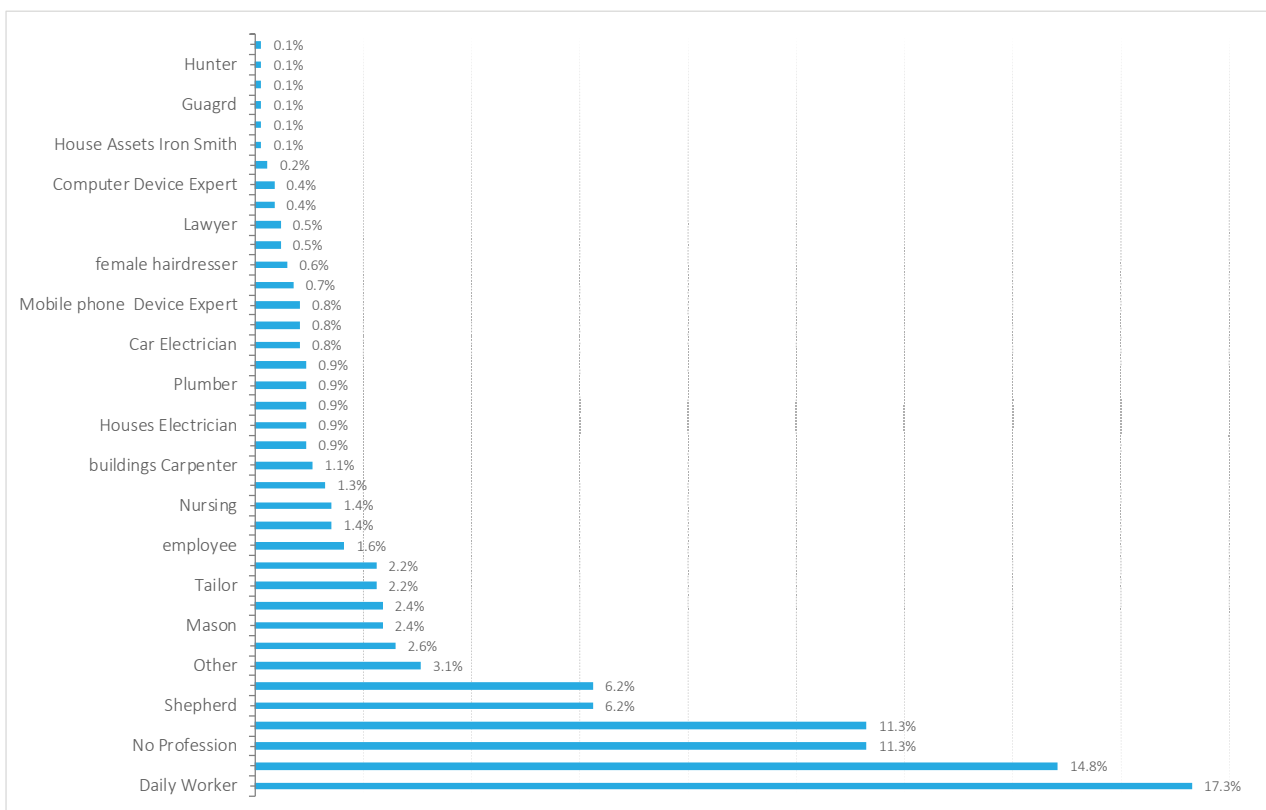
2. Head of family General Skills/ Profession

It's important to know the general skill/ profession of those in the area, it help in designing the best livelihoods interventions which will improve the condition of the vulnerable.

17,3 of the respondents are daily workers doing different Casual labor, while 14,8 % of the respondents are farmers doing different Agriculture works.

Other professions / Skills of people across the governorate of Ar-Raqqa in the below chart:

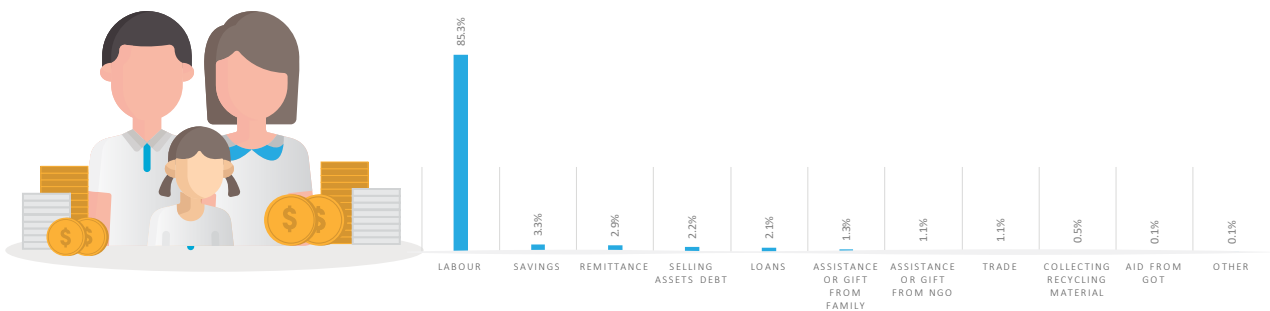
Figure 12: HoH General Skills/ Profession



3. Main Income Source:

Labor is the main source of income for 85% of the families, the other sources are listed in the below table:

Figure 13: Main Source of Income for the HH:

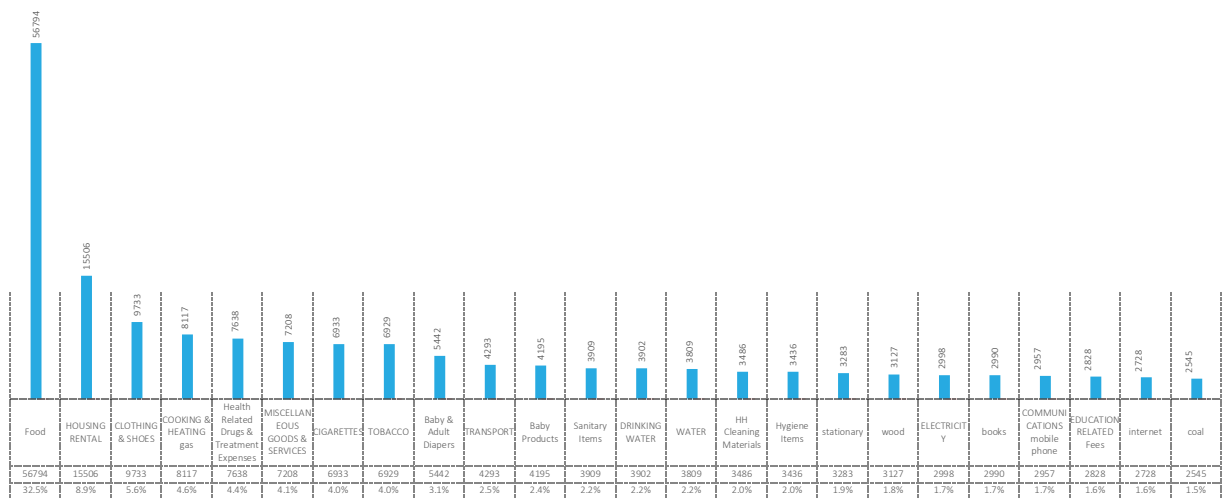


4. The Monthly Expenses: S.P

The below monthly expenses chart shows the average of the amount paid for lodging, food consumed within the home, utilities paid and other expenses.

The average of all the expenses is 174.784 S.P.

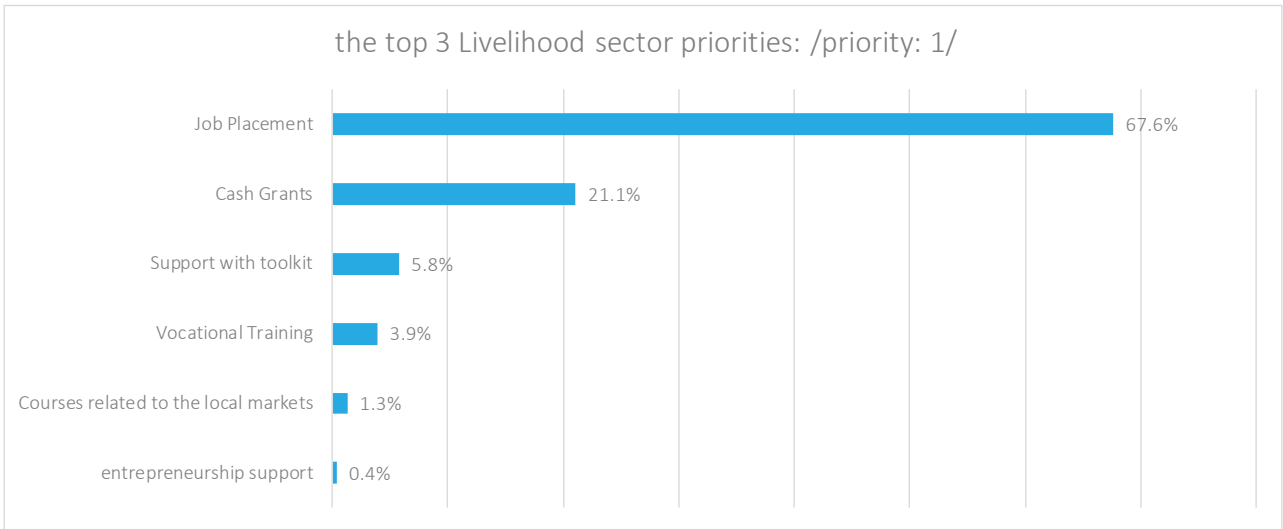
Figure 14: The Monthly Expenses: S.P



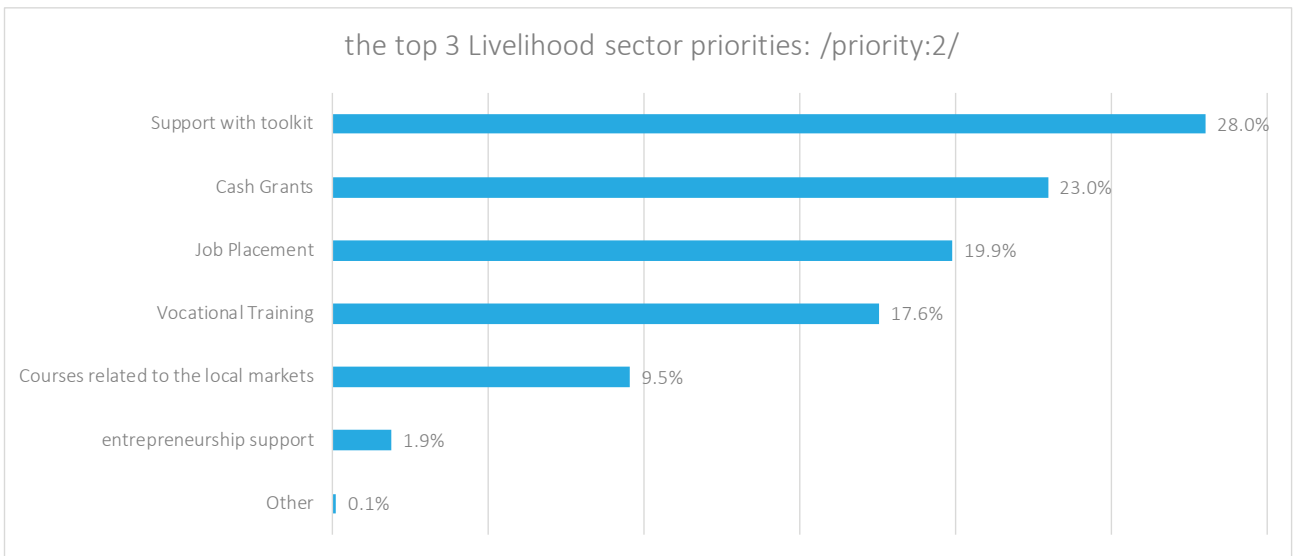
5. Livelihood Sector Priorities:

Job placement, Cash Grants, Small business starting kits & entrepreneurship support are the top priorities. The below charts show the top priorities in the Livelihoods Sector in the Governorate of Ar-Raqqa:

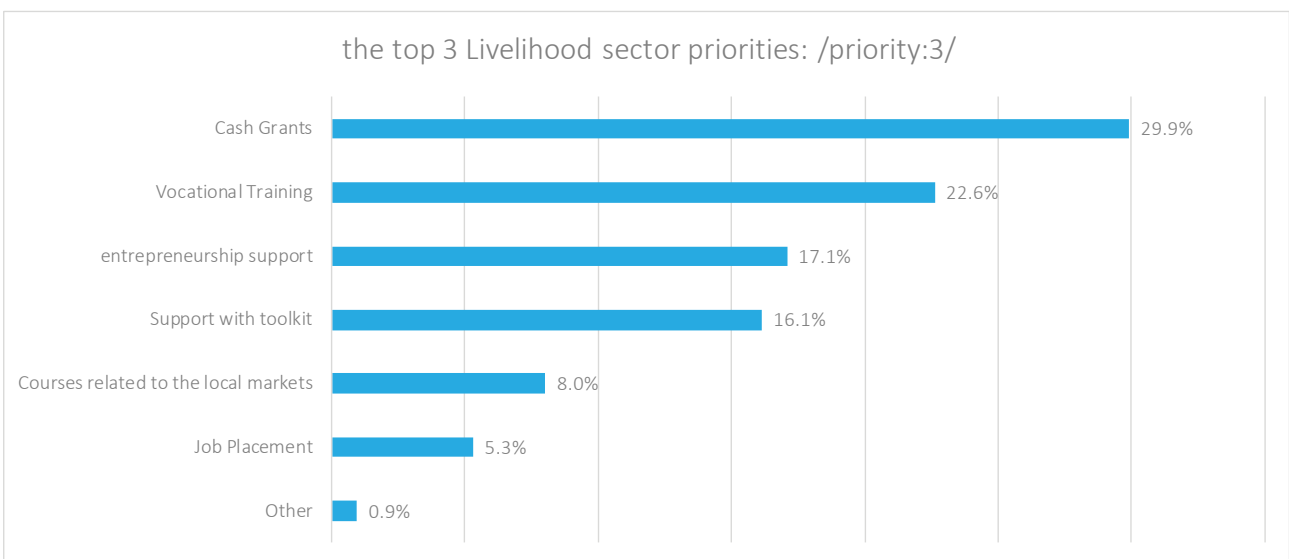
Figure 15: the top 3 Livelihood sector priorities:



the top 3 Livelihood sector priorities: /priority:2/



the top 3 Livelihood sector priorities: /priority:3/



C. NON- FOOD ITEMS

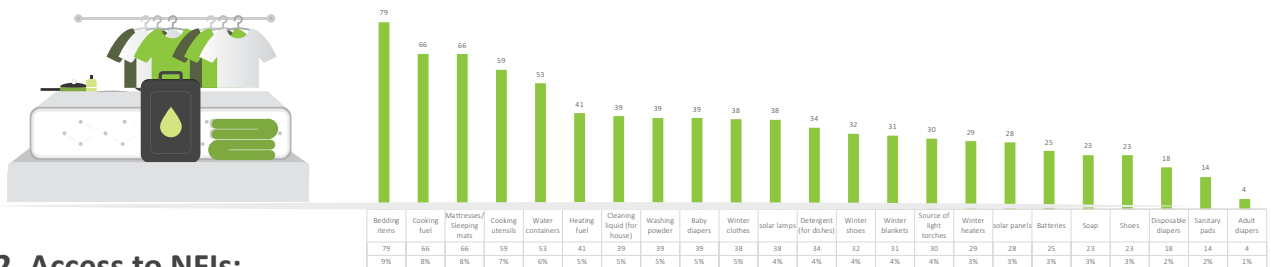
Due to the previous waves of displacement from Ar-Raqqa center to its near rural areas as well as to other sub-districts, and the number of returnees to their houses there is a severe need for non-food items such as clothing, furniture, mattresses, blankets, and kitchen equipment. Needs have been made more severe by the high price of these goods in area markets, and the weak purchasing power of civilians. When people left Ar-Raqqa Center they couldn't carry even their simple needs, most of them left their homes under shelling or clashes. Moreover, the higher prices of these materials in the markets and the weak purchasing power of civilians were a key cause of the increasing need to provide these materials as aid in the affected areas.



1. NFI Significance:

The assessment reveals that bedding items, cooking fuel, mattresses, cooking utensils and water containers are the top five most important basic household items especially in the rural areas. The assessment also confirmed the need for more flexible NFI distribution such as heating fuel during winter. The need for standard NFI items such as, kitchen sets and jerry cans is increasing in the areas that has returnees such as the Center of Ar-Raqqa, as well as the demand for supplementary items is on the rise.

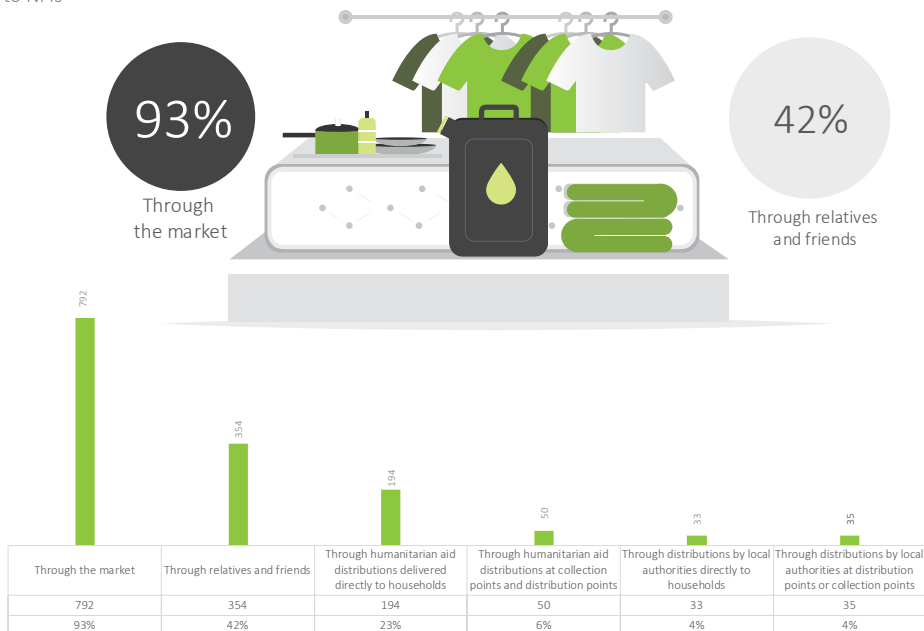
Figure 15: NFI Significance



2. Access to NFIs:

93 % of the families reported that they can access to the main NFIs which they need through the Markets but most of them cannot cover the high prices of these materials, other 42 % of people access to NFIs through relatives and friends, and only 23% through humanitarian aid distributions. Other access categories in the below chart:

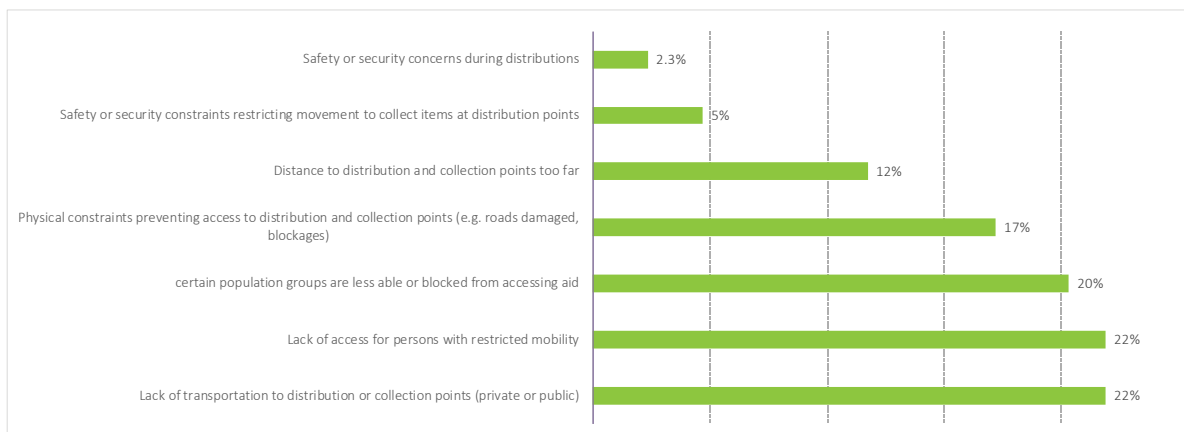
Figure 16: Access to NFIs



3. challenges with accessing the NFI distributions:

Some families received aid through distributions by local authorities or humanitarian actors but they faced challenges with accessing the NFI distributions such as lack of transportation to distribution points.

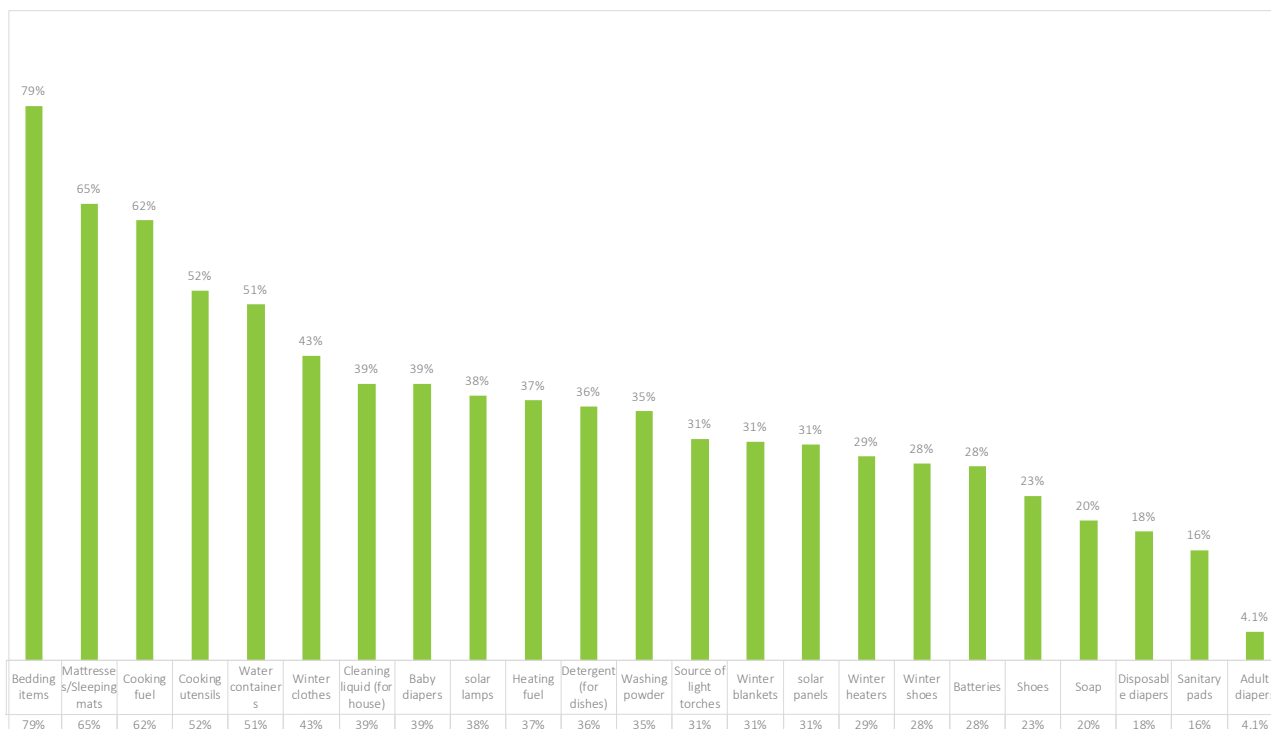
Figure 17: challenges with accessing the NFI distributions



4. Deeper information about accessing NFIs:

3 months prior the assessment, there was one/ multiple NFIs that families needed to procure but they were unable to afford or access in markets such as bedding items, mattresses, cooking fuel, cooking utensils, water tanks and other items as below:

Figure 17: Deeper information about accessing NFIs



90 % of the people could not afford all their needs from the above items, while other 10 % could not access them in the markets.

5. basic household items:

Furthermore, people feel that their access to basic household items was not stable during the three months prior the assessment, 29 % pointed out that the market & access conditions got worse, while other 12 % reported it got better, and 59 % said no changes.

Figure 19: basic household items

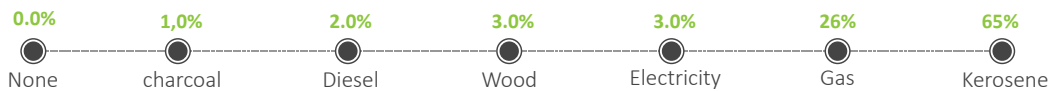


6. Energy / cooking fuel:

To explore the situation of access to the different energy sources among the people of Ar-Raqqa, Al-Ameen collected information from different sources through 849 interviews.

we found that a large number of people across the governorate use Kerosene as the main source of cooking fuel (65%), other 26 % use Gas, while 9% use electricity, charcoal, wood & diesel.

Figure 20: The main source of cooking fuel used by the household

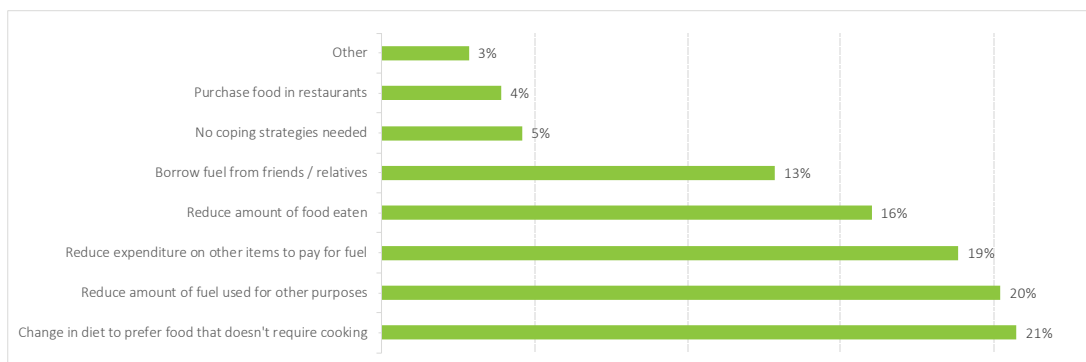


7. Strategies to cope with the lack of cooking fuel:

Al-Ameen also collected data regarding the Strategies over the month before the assessment that people use to cope with a lack of cooking fuel, the families used the following coping strategies:

21% Change in diet to prefer food that doesn't require cooking, 20% reduce amount of fuel used for other purposes, 19% Reduce expenditure on other items to pay for fuel, 16% Reduce amount of food eaten, 13% Borrow fuel from friends / relatives; 5 % No coping strategies used, 4% Purchase food in restaurants, 3% used other strategies

Figure 21: Strategies over the past month to cope with a lack of cooking fuel

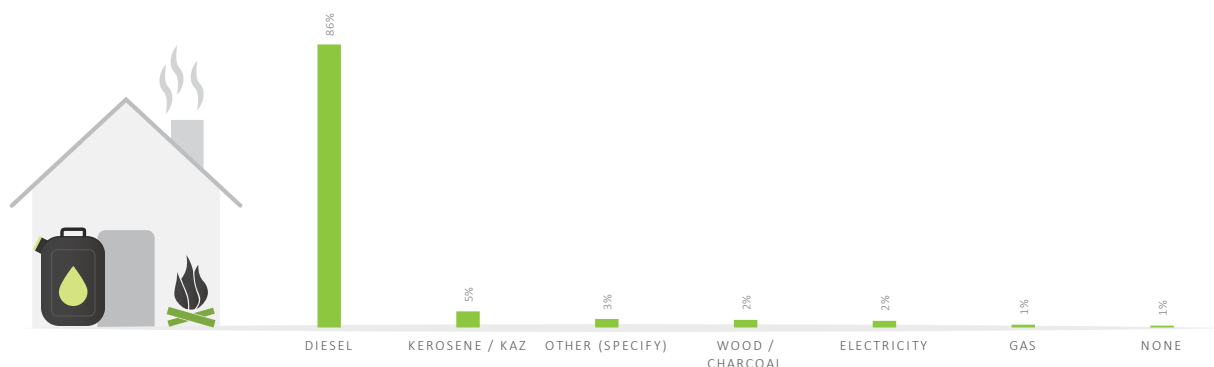


8. Energy / Heating fuel:

The most popular heating fuel in Ar-Raqqa is the Diesel, so it's the main source of heating for 86 % of the families.

Other sources used by 15 % of the people are listed in the below table:

Figure 22: The main source of heating fuel used by the household



9. Top NFI Needs

The number of people assessed requiring Non-Food Items (NFI) assistance across the governorate is significantly higher than those requiring shelter support. especially the recent returnees whom are in acute need.

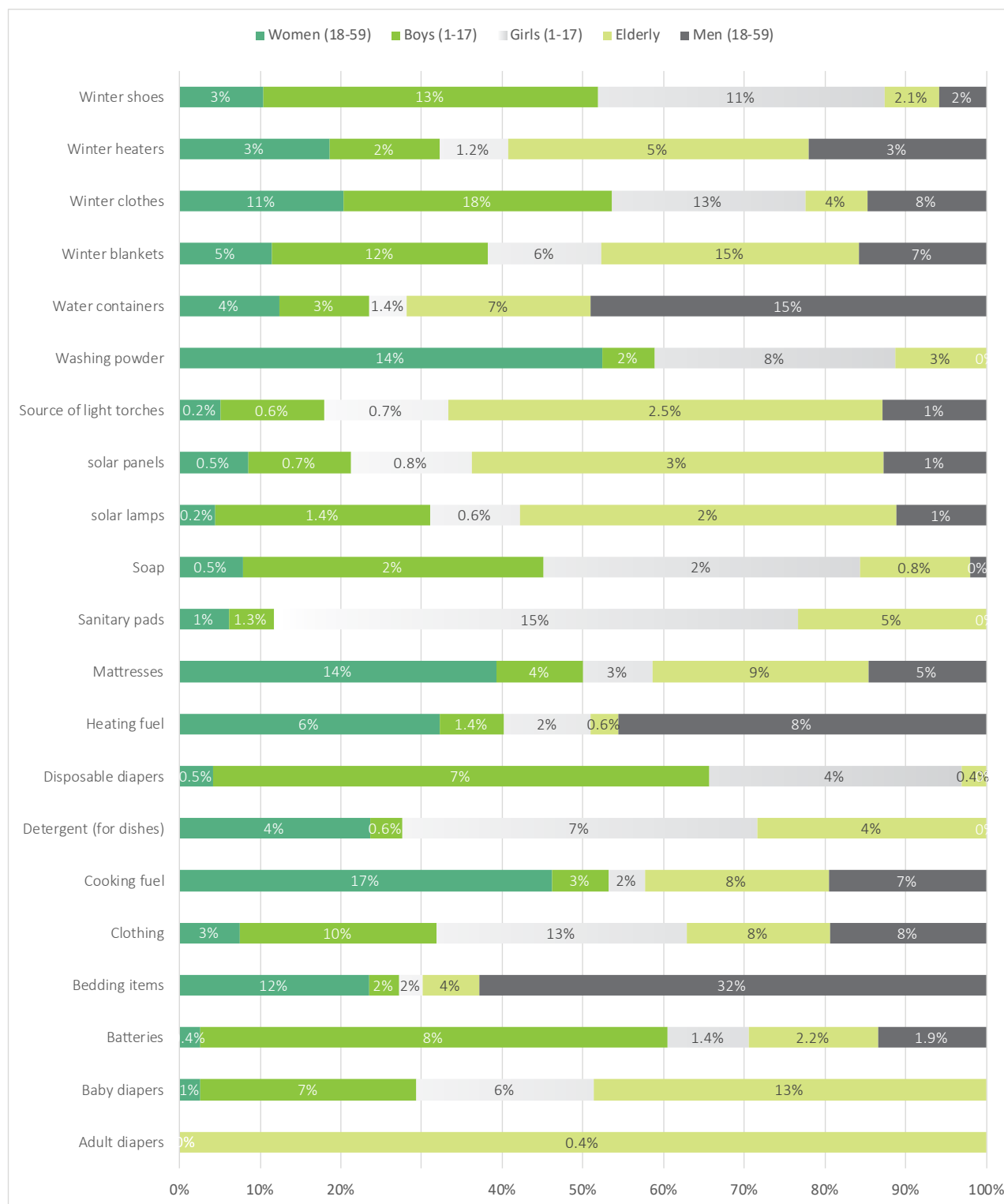
respondents indicate that during the time of the assessment, the main constraint to accessing shelter and NFI is the lack of financial resources. The lack of income and savings, coupled with an increase in prices have rendered communities unable to access items such as tools and materials to repair shelter.

Overall, bedding items, water containers, cooking materials, clothes & heating fuel were mentioned as the most urgently needed Interventions and has been recorded as a priority in most of the sub-districts and areas assessed.

10. Top NFI Needs according to age & gender

The most urgent NFIs interventions are varied according to age & gender, that can be better understood through the below chart which shows the TOP NFIs needed by the assessed communities according to age & gender groups:

Figure 23: The NFI Needs:



As vulnerable groups, IDPs and women who are the head of a household were reported by Al-Ameen field team and the interviewees as the main groups in need of immediate assistance in the NFI & shelter sector.

D.SHELTER

In Shelter, overall the situation is severe across all the governorate. The area which with acute need is Ar-Raqqa Center, across all areas assessed, the intensity of conflict is an accurate indication of the shelter situation.

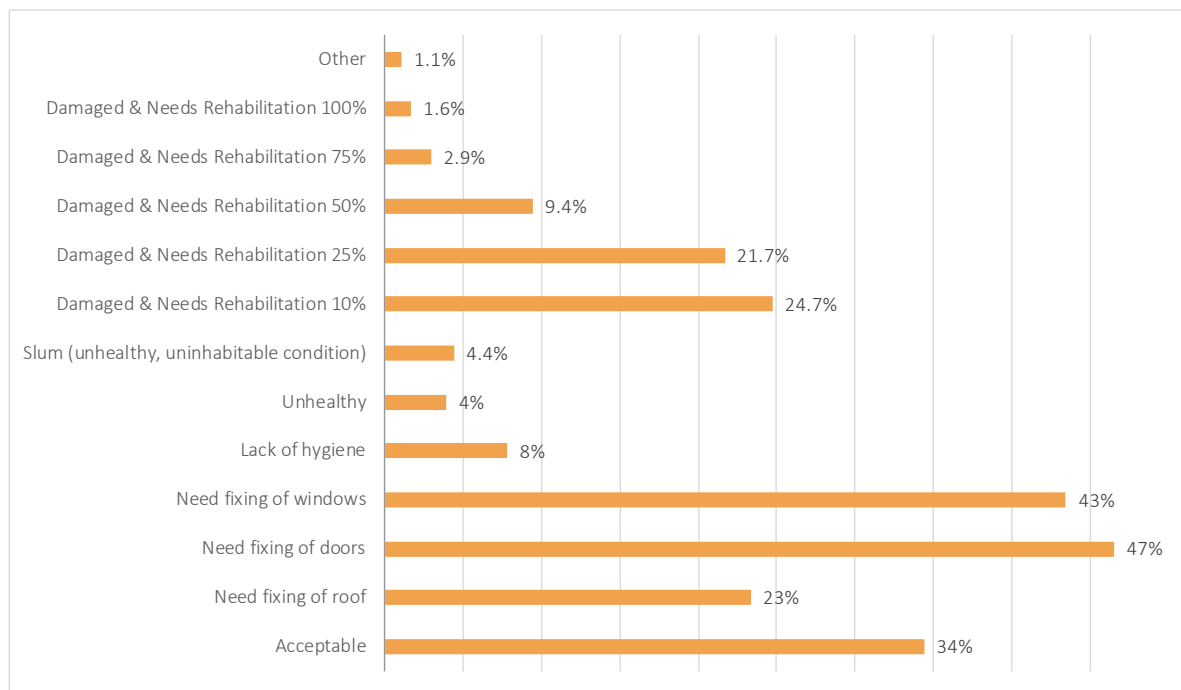
In Ar-Raqqa City center availability of shelter is hampered primarily by a lack of financial means to repair or rehabilitate the existing small shelter units. Insufficient protection from hard weather conditions – such as cold, heat, rain, wind, snow - is also one of the priority concerns, an issue which will be compounded by the upcoming winter season were shelters unfit for winter conditions.



The lack of electricity/lighting is the also a priority concern, followed by concerns of personal safety, security in the city center of Ar-Raqqa.

1. Shelter Condition Across the Governorate:

Figure 24: Shelter Condition



The above chart shows the condition of the small shelter units across the governorate of Ar-Raqqa, but most of the 100 % & 75 % damaged shelters and needs rehabilitation are in Ar-Raqqa city center.

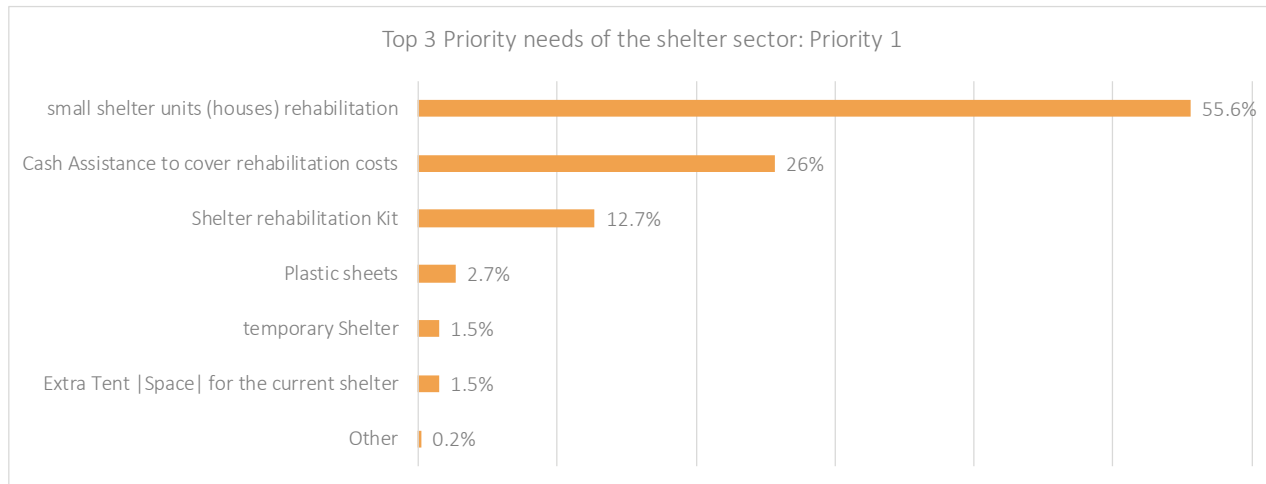
2. Top priority needs in the shelter sector in the governorate of Ar-Raqqa:

Across the governorate, the needs for rehabilitation of the small shelter units, cash assistance to cover the SSUs rehabilitation costs, and shelter rehabilitation kits are the top priorities of the shelter sector.

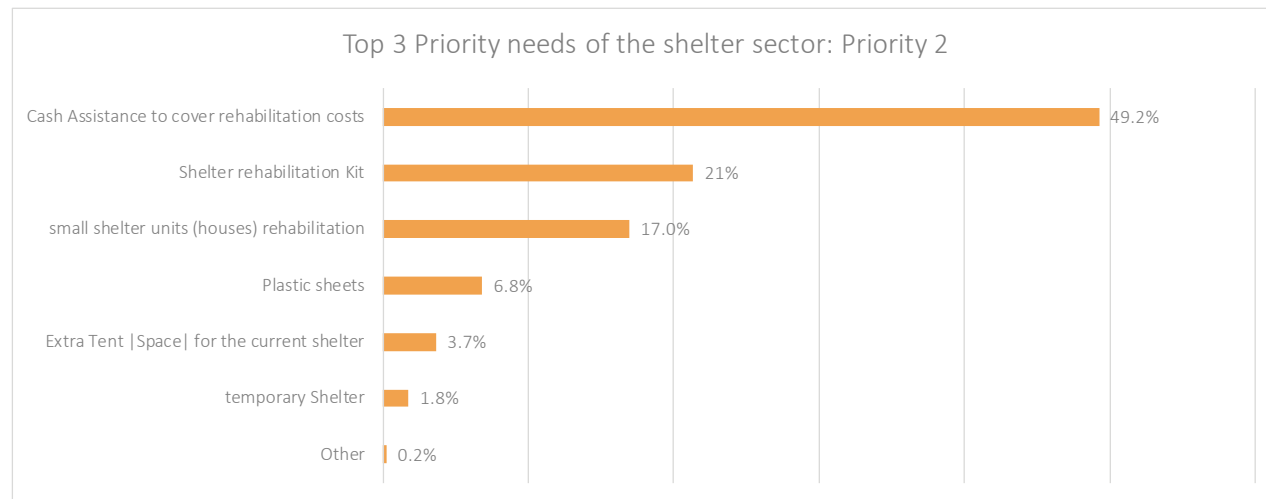
Especially in the center of Ar-Raqqa, implementing projects to cover these needs will help the people in the camps to return to their houses , improve their life condition, and it's injecting life in the city.

Figure 25: Top 3 Priority needs of the shelter sector:

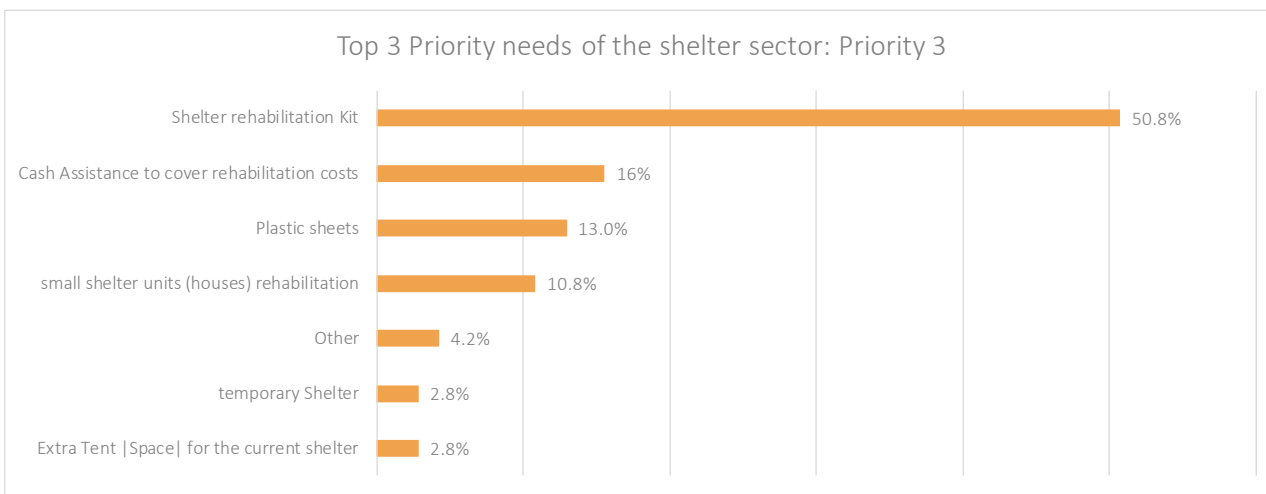
Top 3 Priority needs of the shelter sector: Priority 1



Top 3 Priority needs of the shelter sector: Priority 2



Top 3 Priority needs of the shelter sector: Priority 3



E. HOUSING AND LAND PROPERTIES

Al-Ameen is aware to the importance of HLP rights in providing durable solutions for people in North East Syria.

Housing, land and property (HLP) rights are about having a home, free from the fear of forced eviction; a place that offers shelter, safety and the ability to secure a livelihood. The concept of HLP includes the full spectrum of rights to housing, land and property held according to statutory or customary law or informally; both public and private housing, land and/or property assets. Land rights are rights held to both land and natural resources.

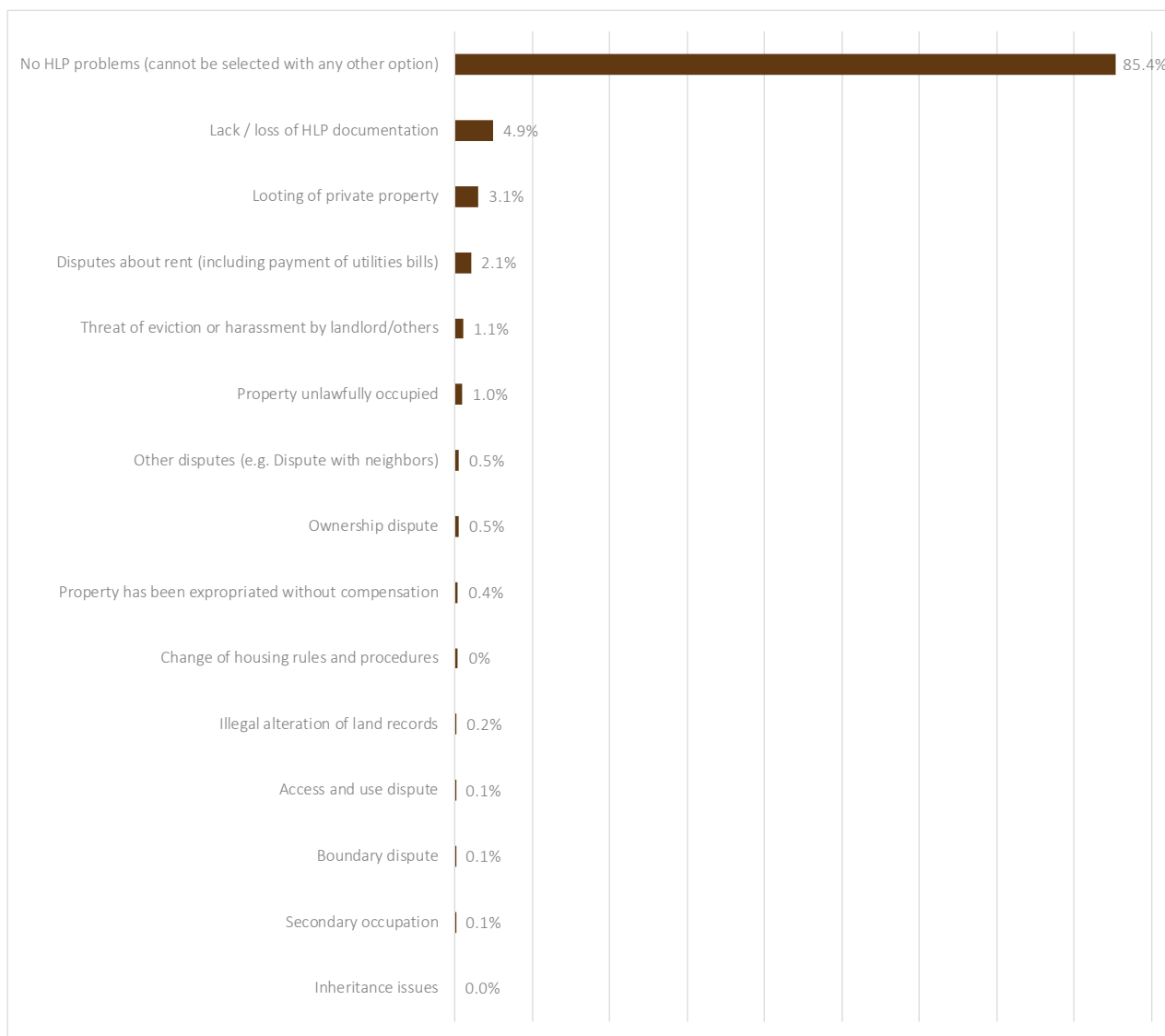
The common HLP issues in Syria include: tenure discrimination leading to inequitable assistance; loss of HLP documentation; access to land for shelter and livelihoods; access to natural resources, such as water; land and property crisis; forced eviction; secondary occupation; land grabbing; restitution; and disinheritance, particularly of women and children.



1. Existing housing, land and property (HLP) problems in the whole Governorate:

85 % of people in Ar-Raqqa have no HLP problems, the other 15 % have problems such as loss of HLP documentation, Looting of private property, disputes about rent, threat of eviction or harassment by landlord.

Figure 26: Existing housing, land and property (HLP) problems:



2. Existing housing, land and property (HLP) problems in the Sub-Districts of Ar-Raqqa:

The below table shows the existing HLP problems divided on the sub district level:


Figure 26: Existing housing, land and property (HLP) problems:

	Ar-Raqqa	Al-Thawrah	Ein Issa	Jurneyyeh	Karama	Mansura	Suluk	Tell Abiad	Whole Governorate:
	Ar-Raqqa	Al-Thawrah	Ein Issa	Jurneyyeh	Karama	Mansura	Suluk	Tell Abiad	Whole Governorate:
	81.1%	77.8%	92.4%	79.2%	76.8%	83.0%	93.4%	84.2%	85.1%
No HLP problems	5.1%	4.4%	0.0%	4.7%	5.4%	1.9%	1.7%	2.7%	3.2%
Lack / loss of HLP documentation	4.7%	3.0%	1.1%	0.9%	0.0%	1.9%	0.6%	2.1%	2.1%
Disputes about rent (including payment of utilities bills)	0.8%	4.8%	0.0%	0.9%	0.0%	0.0%	0.0%	1.4%	0.7%
Ownership dispute	1.6%	1.5%	0.0%	0.0%	0.0%	1.9%	0.0%	2.7%	1.0%
Property unlawfully occupied	0.0%	0.0%	0.0%	0.0%	0.0%	0.0%	0.0%	0.7%	0.1%
Secondary occupation	3.5%	2.2%	2.2%	2.8%	10.7%	3.8%	2.2%	1.4%	3.0%
Looting of private property	0.4%	1.5%	0.0%	0.0%	0.0%	1.9%	0.0%	1.4%	0.5%
Change of housing rules and procedures	1.6%	2.6%	1.1%	1.9%	3.6%	0.0%	0.6%	0.0%	1.1%
Threat of eviction or harassment by landlord/others	0.8%	1.1%	0.0%	2.8%	0.0%	0.0%	0.0%	0.0%	0.6%
Other disputes (e.g. Dispute with neighbors)	0.0%	0.0%	0.0%	0.9%	0.0%	1.9%	0.0%	0.0%	0.2%
Illegal alteration of land records	0.4%	1.1%	0.0%	0.0%	0.0%	3.8%	0.6%	0.0%	0.5%
Property has been expropriated without compensation	0.0%	0.0%	0.0%	0.0%	0.0%	0.0%	0.0%	0.0%	0.0%
Inheritance issues	0.0%	0.0%	0.0%	0.9%	0.0%	0.0%	0.0%	0.0%	0.1%
Boundary dispute	0.0%	0.0%	0.0%	0.0%	1.8%	0.0%	0.0%	0.0%	0.1%

3. Legal Obstacles & Access to shelters:

1.8 % Of people could not access their shelter / housing in the three months before the assessment due to a lack of documentation or other legal obstacle, while 13.2 % didn't attempt to access their shelters in the same period of time as well, 85 % of people don't have legal obstacles or lack of documentation problems that affects their access to their shelters.

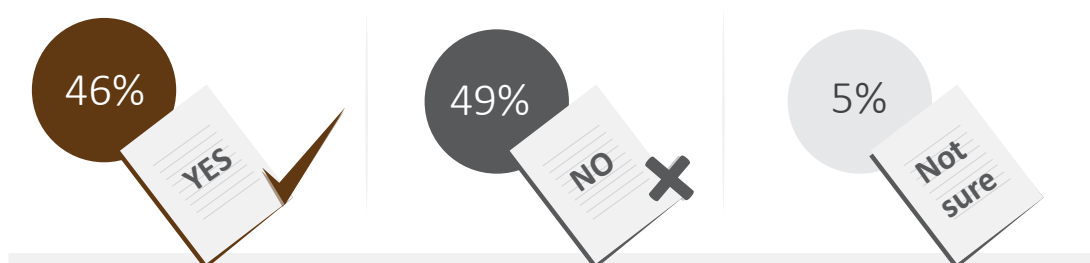
Figure 28: Percentage of People who were unable to access shelter / housing during the 3 months before the assessment due to a lack of documentation or other legal obstacle:



4. Ownership Documents:

46 % of the respondents have a legal or other official document to prove their current ownership/tenancy status, while other 49 % do NOT have, 5 % not sure.

Figure 28: Ownership Documents:



5. Eviction experience:

7 % of people experienced eviction during 1 year prior the assessment.

Figure 29: Families whom experienced eviction in the past year:




6. Eviction Reasons:

The below chart shows the eviction reasons for the 7 % whom experienced eviction during 1 year prior the assessment.

The main reasons are disputes about rental price, or they were unable to pay for rent, and dispute with host family.

Figure 30: Eviction Reasons



7. HLP Sector Priorities across the Governorate:

The Top 3 Priorities needs of the HLP sector are legal counselling, assistance to preserve / recover documents and support to dispute resolution / mediation capacity.

Figure 31: The Top 3 Priorities needs of the HLP sector: Priority 1

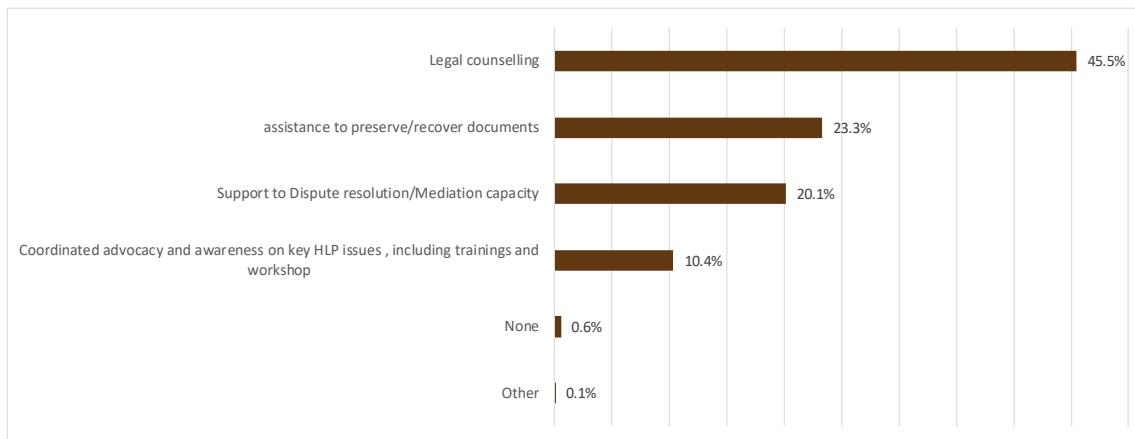


Figure 32: The Top 3 Priorities needs of the HLP sector: Priority 2

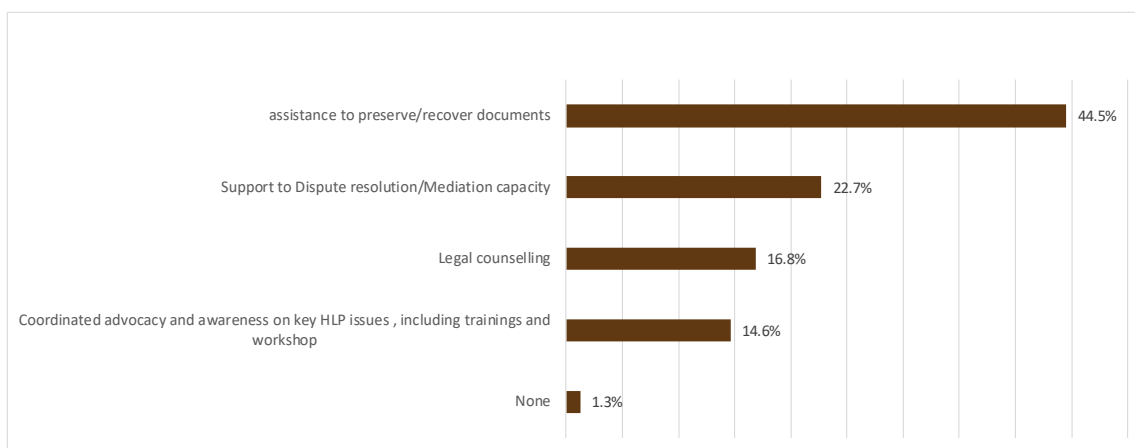
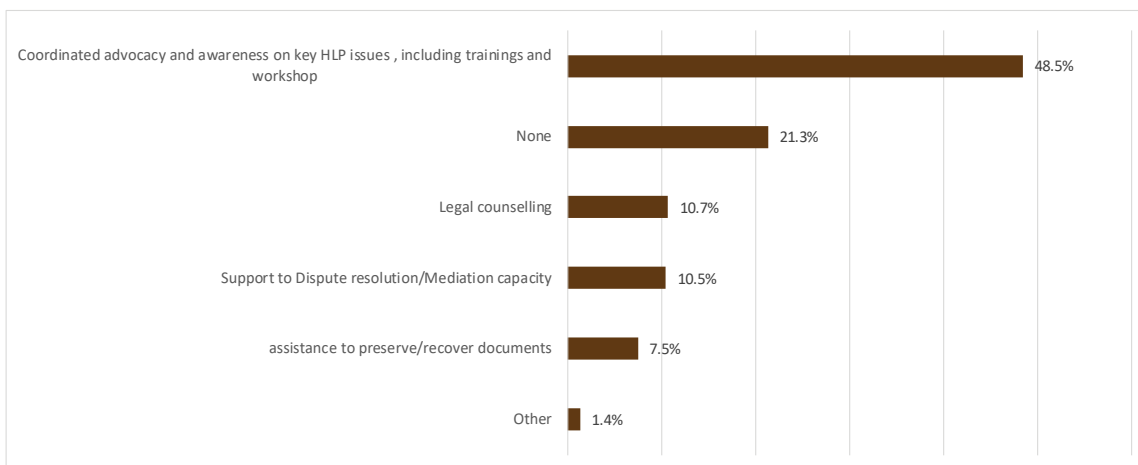


Figure 33: The Top 3 Priorities needs of the HLP sector: Priority 3



F.SERVICES

People in Ar-Raqqa suffer from a lack of major services the area suffers from diseases and epidemics due to poor sewage networks, power cuts, poor quality of bread.

The infrastructure in Al-Raqqa has been affected by the conflict, which includes the main and secondary bridges and the roads connecting the cities and the countryside with each other, in addition, the main roads within the city, sewage systems, electricity and water networks have been severely damaged both in the center of the city of Al-Raqqa and the main districts & sub-districts.

People have limited access to the Internet and telecommunications in terms of availability, less than 45 % have access to local mobile network.

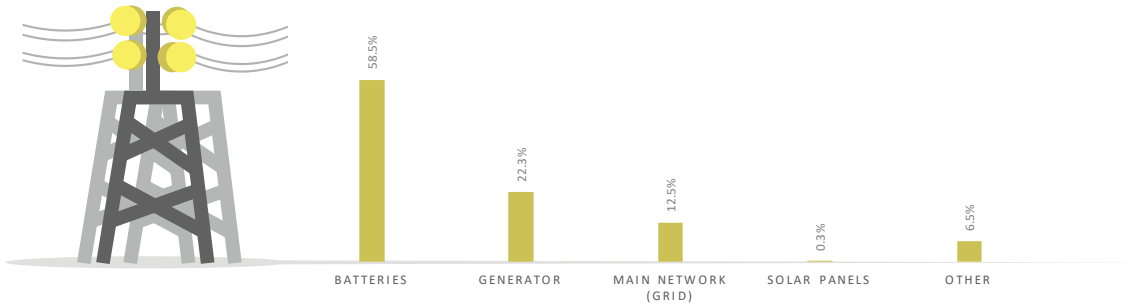
The efforts of service providers in the city by local authorities are modest. Al-Ameen assessment included the provision of basic services in the areas, priorities and required support methods.



1. Main source of Electricity:

68 % of the people use the Main network as the primary source of electricity, while 20 % of them use generators, the below chart shows the Main electricity sources used in Ar-Raqqa:

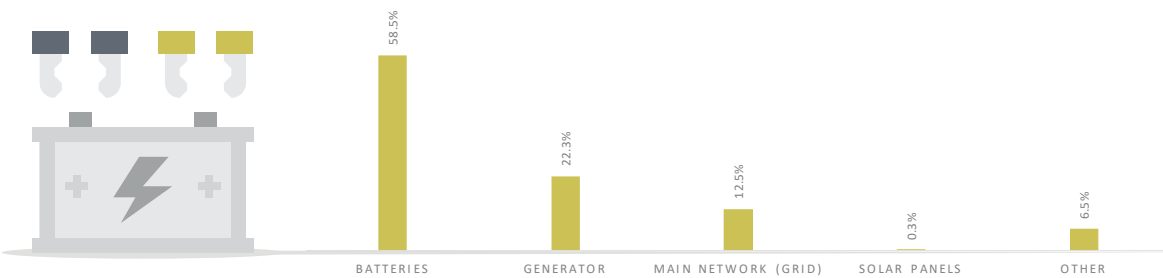
Figure 34: Household use of other sources of electricity:



2. Secondary source of Electricity:

58 % of the population use the Batteries as the secondary source of electricity, while 22 % of them use generators, the below chart shows the different secondary electricity sources used in Ar-Raqqa:

Figure 35: Needs to Improve the sources of electricity



3. Access to Main Electricity Network:

Average of Overall, hours of electricity from the main network the household have access to per day is 5.9 hours.

4. Needs to Improve the electricity:

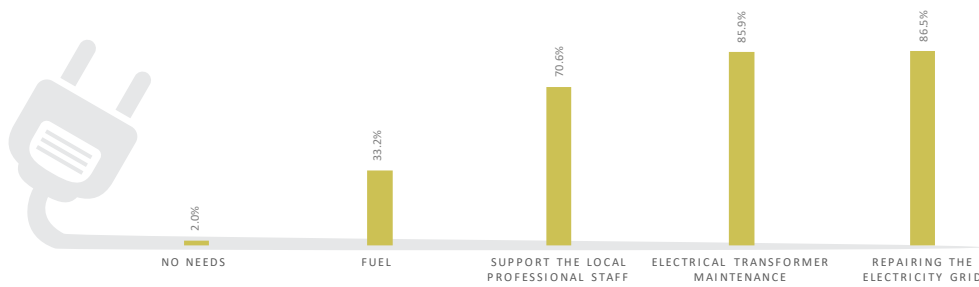
Since 2013, clear indicators have begun for the need to support and repair the electricity networks in the governorate. However, this need has increased significantly over time due to the absence of workshops and service providers whom were doing the require rehabilitations regularly. Which led to power outages for some areas for consecutive years without any support to repair the damaged parts.

In some areas which rely on electricity to drain water from wells, agriculture has deteriorated. power grids have been affected by the recent conflict, especially in the city center, although damage has been done to the sector in all sub-districts.

The required support methods vary from one area to another because of the different level and type of damage.

The below chart shows the main needs to improve electricity sources across the governorate, 86 % of the people in need of repairing the main electricity grids and electronical transformers maintenance, 70 % needs support with professional staff, and 33 % needs support with fuel.

Figure 36: Needs to Improve the sources of electricity



5. Roads & Bridges:

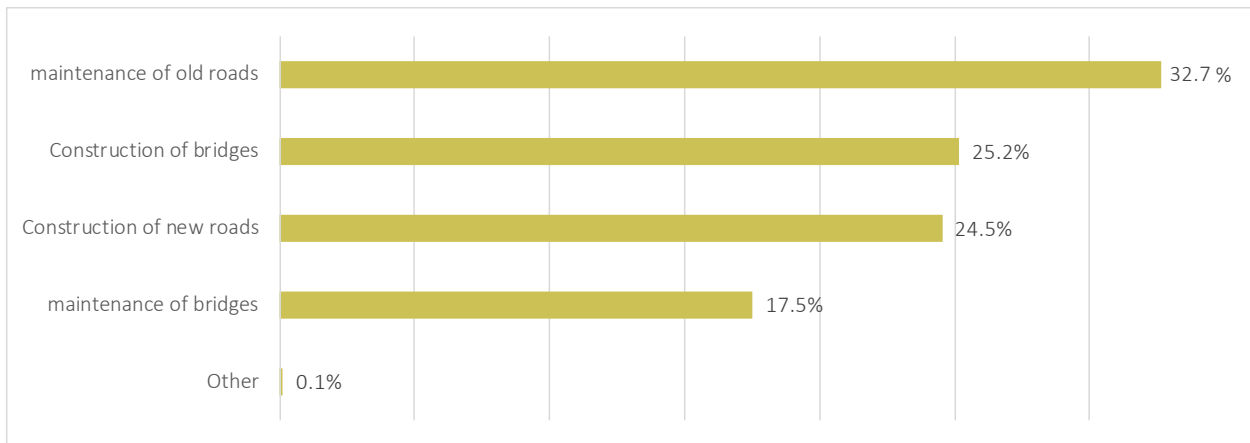
The disruption & destruction of bridges, in addition to the bad roads, make life across the Governorate of Ar-Raqqa much more difficult, and caused number of deaths most of them because the destruction of the main bridges linking the areas to each other, including the most important bridges between the banks of the Euphrates River.

Requirements vary depending on the diversity of damage and the geographical location of roads and bridges.

According to Al-Ameen assessment, the following table shows the ways required to improve the current roads & Bridges condition across the governorate as per the need of people and existing damage:

32 % of the people in need of maintenance of the old existing roads, 25 % need construction of new bridges, 24 % need construction of new roads, 17 % need rehabilitation of the existing bridges.

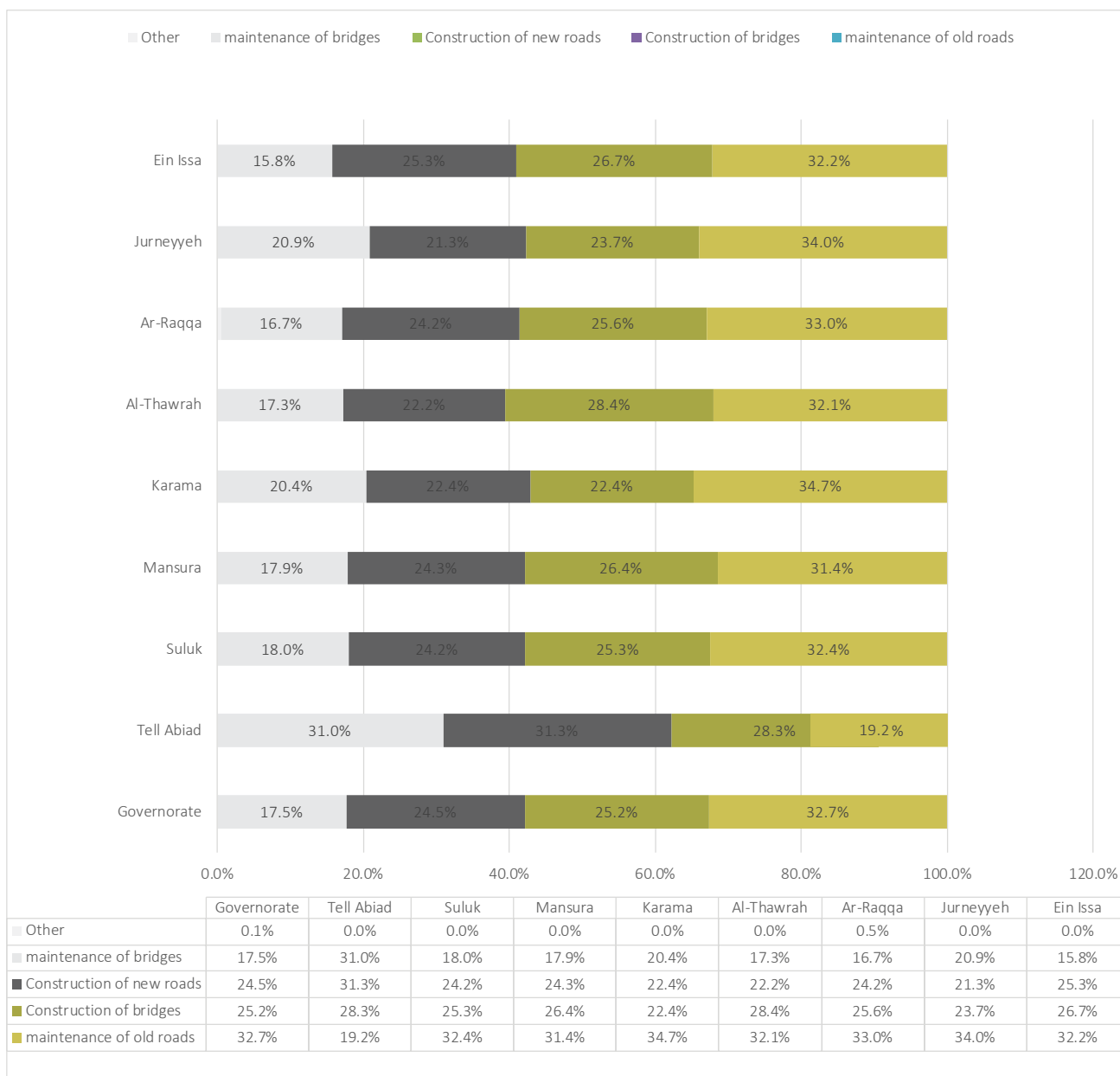
Figure 37: Needs to Improve the sources of electricity



6. Improve the current roads & Bridges on the sub-district level:

The below chart shows the ways required to improve the current roads & Bridges conditions as per the need of people and damage per sub-district:

Figure 37: Needs to Improve the sources of electricity



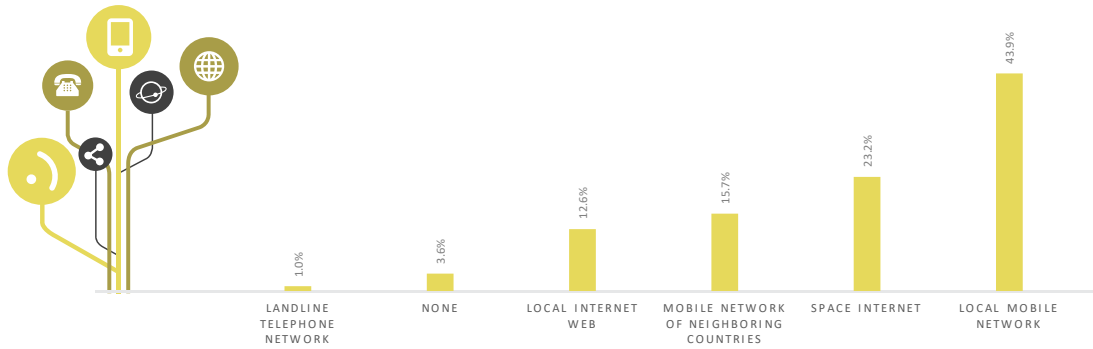
7. Available means of communication:

Since mid-March 2015, the Syrian regime has cut off the cellular network from most of the Syrian areas, especially Ar-Raqqa governorate.

The cellular communications network in some parts of the eastern and western countryside of Ar-Raqqa returned active with the beginning of 2017.

The current available communication means in Ar-Raqqa vary, 43 % of people have access to the local mobile network, 23 % have access to space internet, while 15 % have access to network from neighboring countries.

Figure 38: the available means of communication:



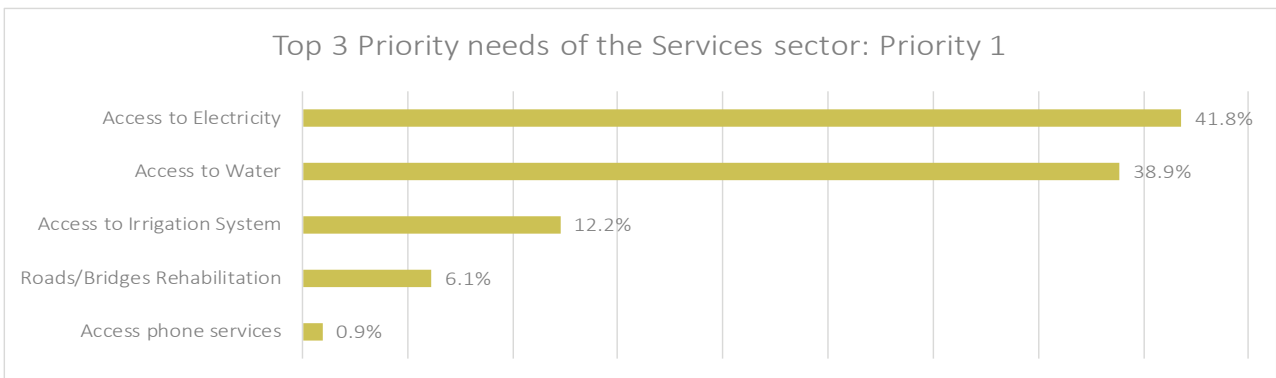
8. Top Service sector Priorities:

Access to Electricity, Water & Irrigation Systems, the rehabilitation of roads and bridges are the top priorities for the people in the services sectors.

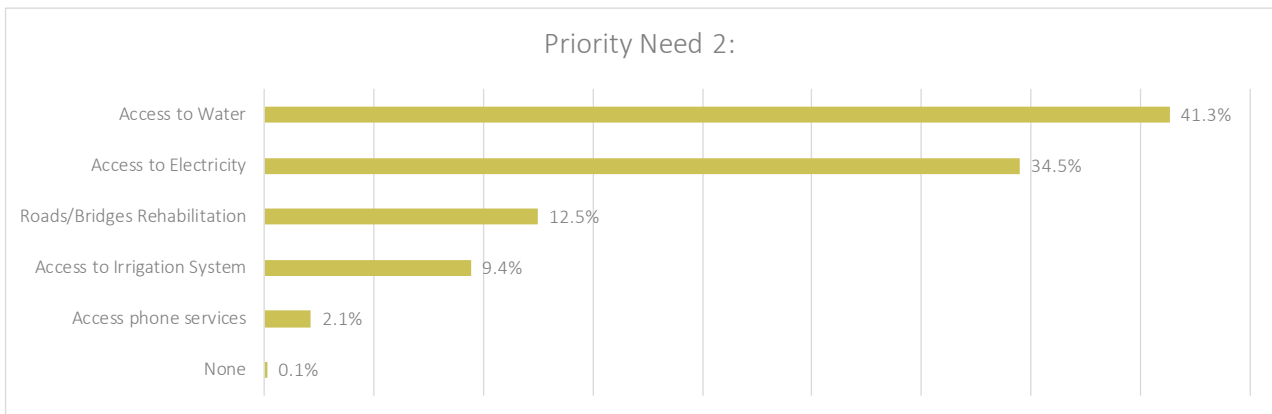
Other priorities listed in the below table:

Figure 39: the available means of communication:

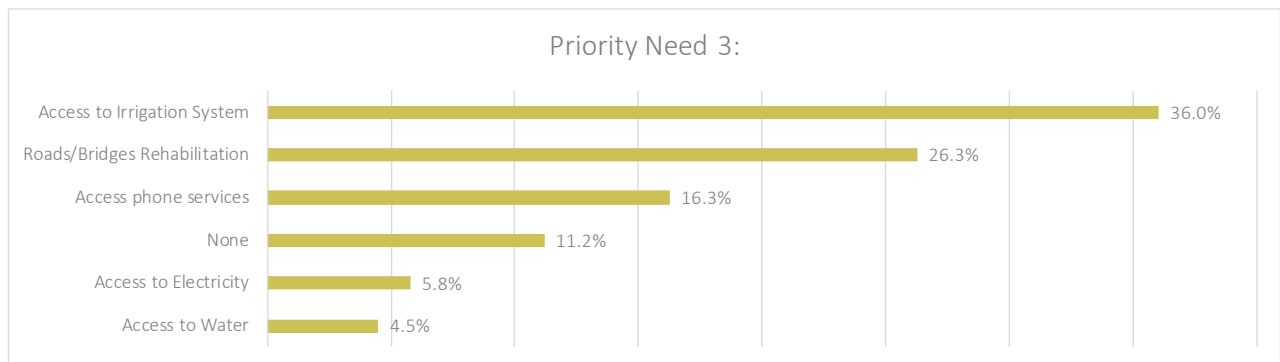
Top 3 Priority needs of the Services sector: Priority 1



Top 3 Priority needs of the Services sector: Priority 2



Top 3 Priority needs of the Services sector: Priority 3



G.WASH

Despite the Euphrates, Syria's main river, cutting through the province of Ar-Raqqa, it is not better off than other Syrian cities. Water shortages, power cuts, shortages of the fuel to operate pumps, and with bombing of irrigation and pumping stations during the battle last year that have combined to create a humanitarian catastrophe.

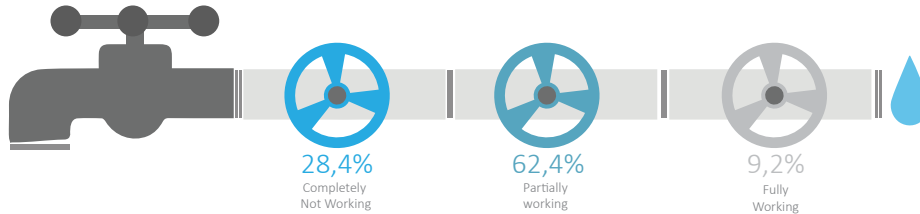
Swathes of farmland that residents rely on for their livelihoods are now off limits. Many residents of the city and the surrounding countryside have no access to drinking water, forcing them to rely on wells or untreated water drawn directly from the river.



1. The water network condition:

The damage in the water network is different from one area to another, across the governorate, 9.2 % of the people have water networks fully functioning in their areas, while 62 % have partially networks working in their areas, while 28 % completely not working.

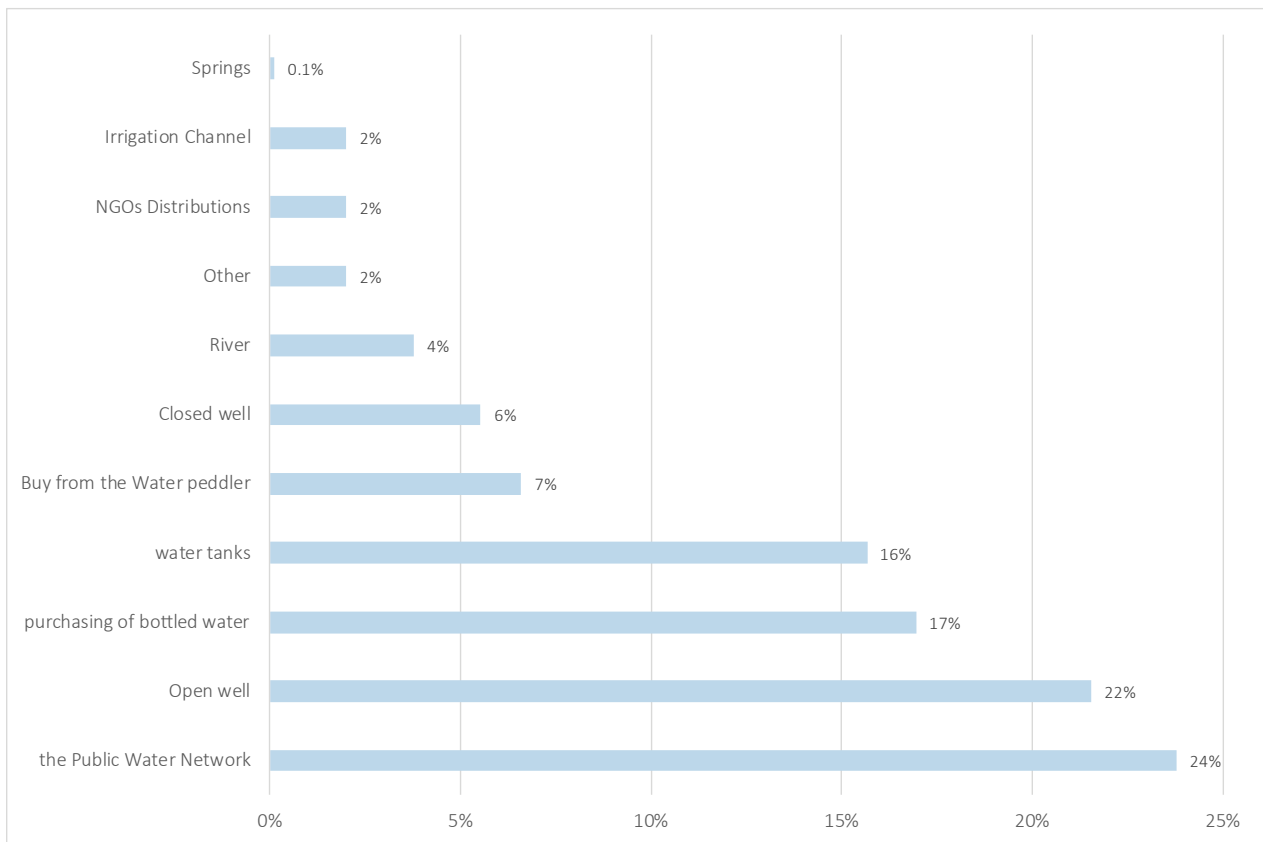
Figure 40: What is the Water network condition



2. Main Water Source:

23 % of the People in Ar-Raqqa consider the public water network as their main source of water, while 21 % depend on open wells, 17 % purchasing bottled water, other used sources are in the below chart:

Figure 41: The Main source of water:



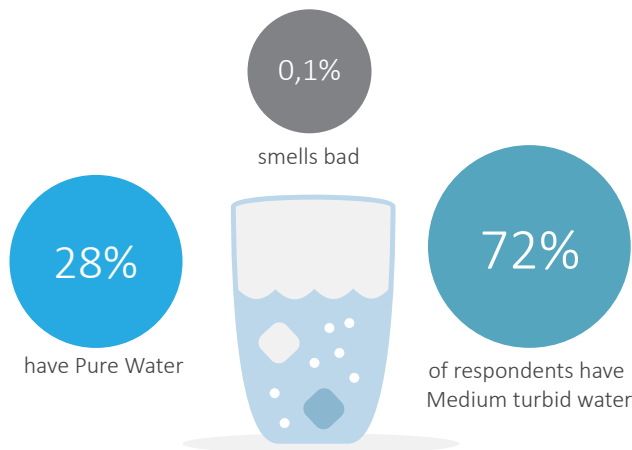
3. Water Cost:

Al-Ameen collected information from those who buy water from different sources, the average cost of 1 barre of water which contains 220 Liters is 347.7 S.P. that equals 0.76 USD.

4. Drinking water quality:

72 % of respondents have Medium turbid water
 28% have Pure Water
 0.1 %smells bad

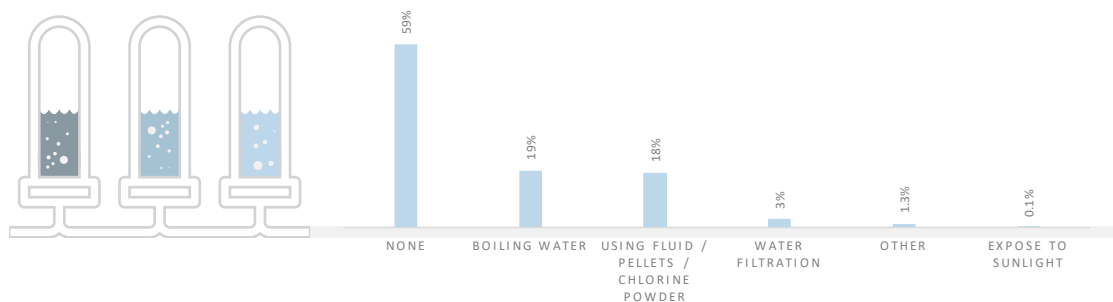
Figure 42: Drinking water quality



5. Ways used for the treatment of drinking water:

59% of people don't treat their drinking water, while 19 % boil it, 18 % use fluid / PELLETS / chlorine powder.

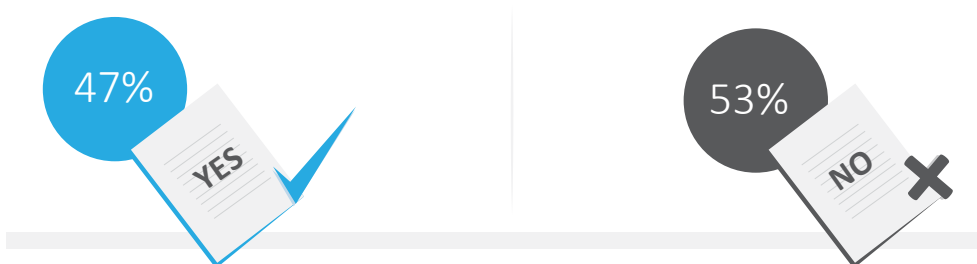
Figure 43: What are the ways that you use for the treatment of drinking water ?



6. Available Water Quantity:

53 % of the families does not have enough water to meet their water needs, while 47 % do have.

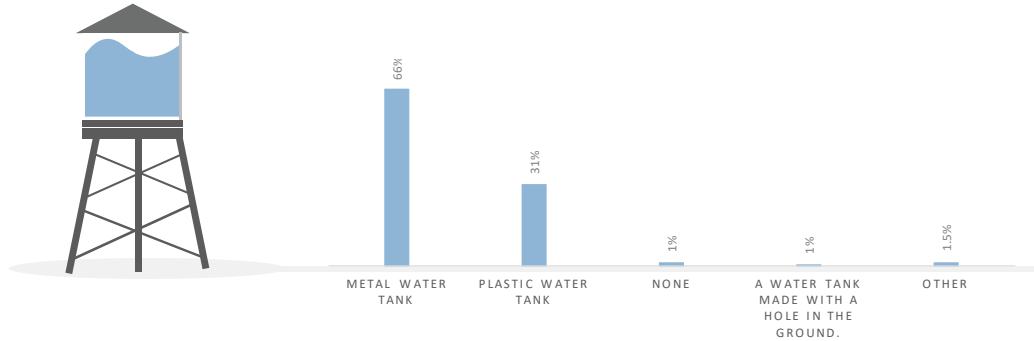
Figure 44: Available Water Quantity



7. Water Container Type:

Al-Ameen collected also information regarding the type of the container families uses to store water: 66 % of families use metal water tank to store water, while 31 % use plastic one.

Figure 45: The type of the container families use to store water:

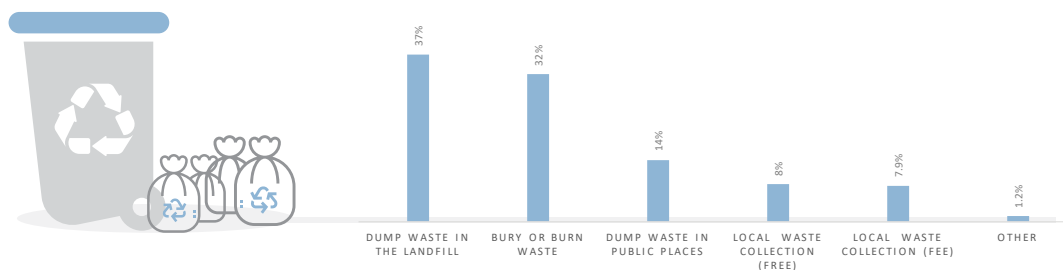


8. Solid Waste:

Across the governorate, the top common 3 methods the families use to dispose of solid waste are:

- 1- Dump waste in landfill 37 %
- 2- Bury or burn waste 32 %
- 3- Dump waste in public places 14 %

Figure 46: What are the ways that you use for the treatment of drinking water ?



9. Water Sector priorities across the governorate:

Cash support to cover the running costs, pumping lines and networks, mechanical and electrical equipment & water tanks are the top water sector priorities, more detailed information in the below charts:

Figure 47: The top 3 Water Sector Priorities in your area: Priority 1

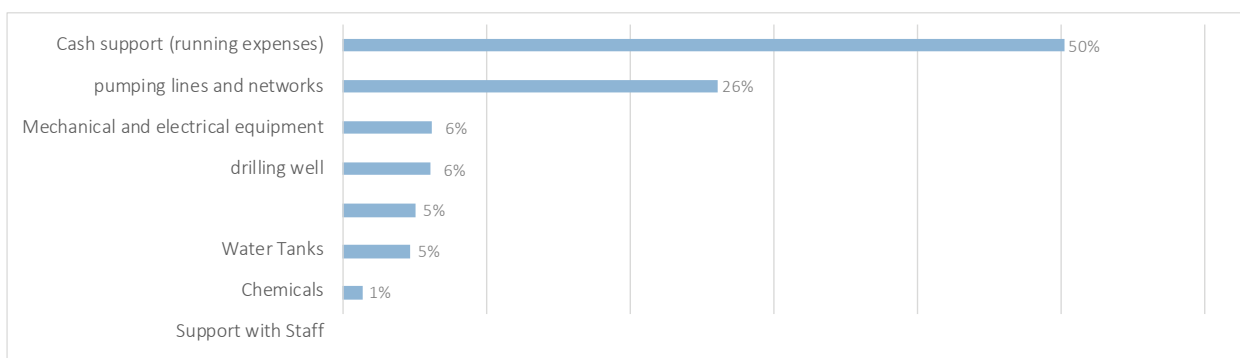


Figure 48: The top 3 Water Sector Priorities in your area: Priority 2

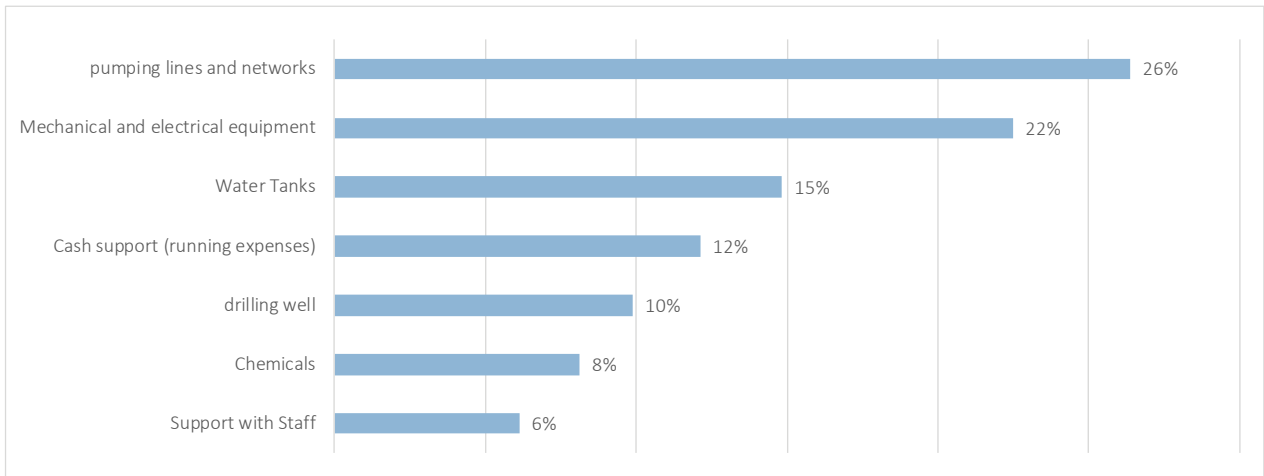
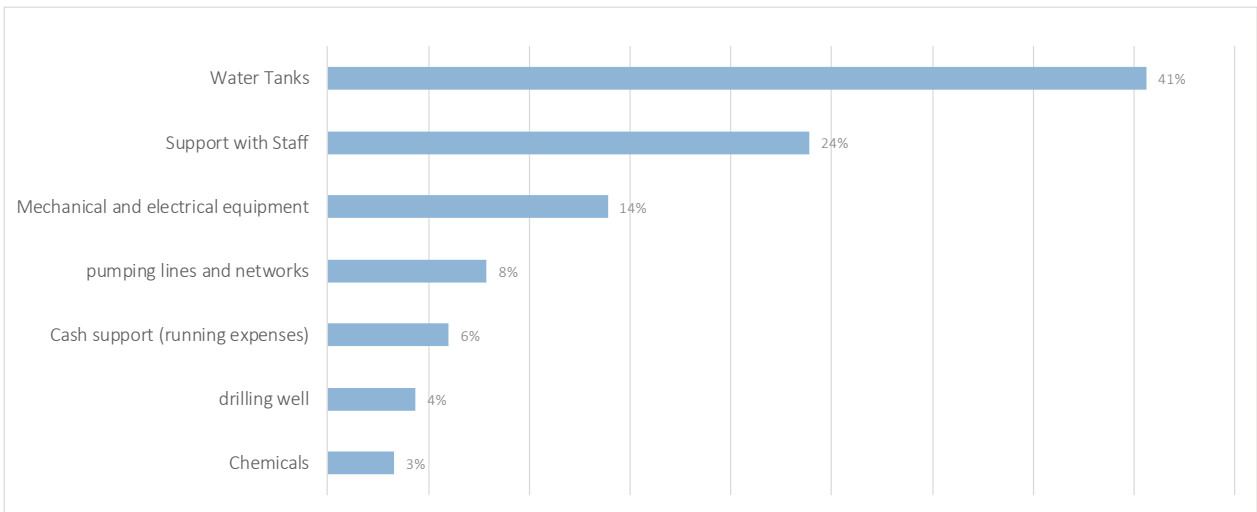


Figure 49: The top 3 Water Sector Priorities in your area: Priority 3



10. Sewerage Sector priorities across the governorate:

Maintenance of the existing sewage networks, constructing new sewage networks, running costs and vehicles are the top sewage sector priorities, more detailed information in the below charts:

Figure 50: The top Sewerage Sector Priorities : Priority 1

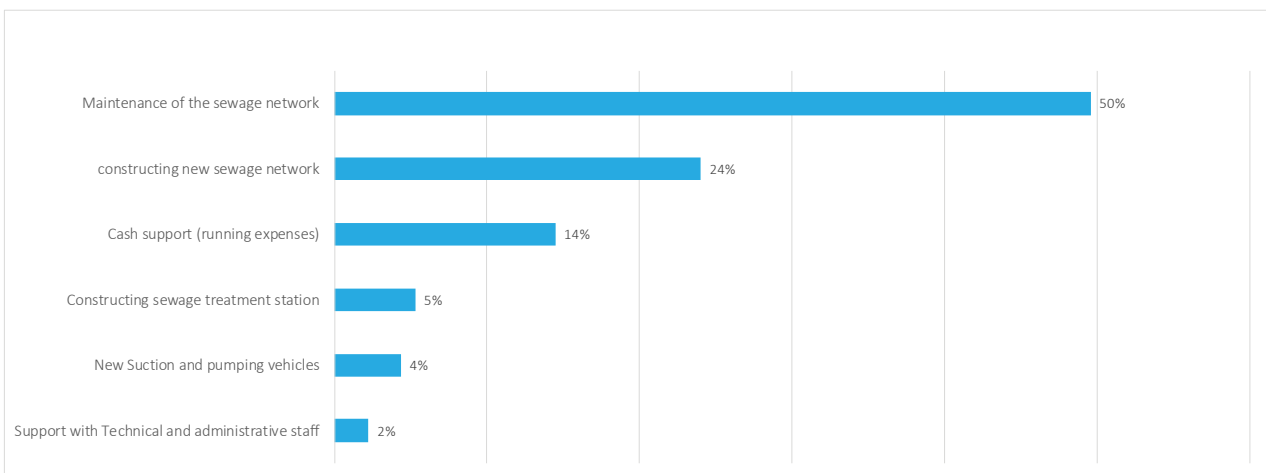


Figure 51: The top Sewerage Sector Priorities : Priority 2

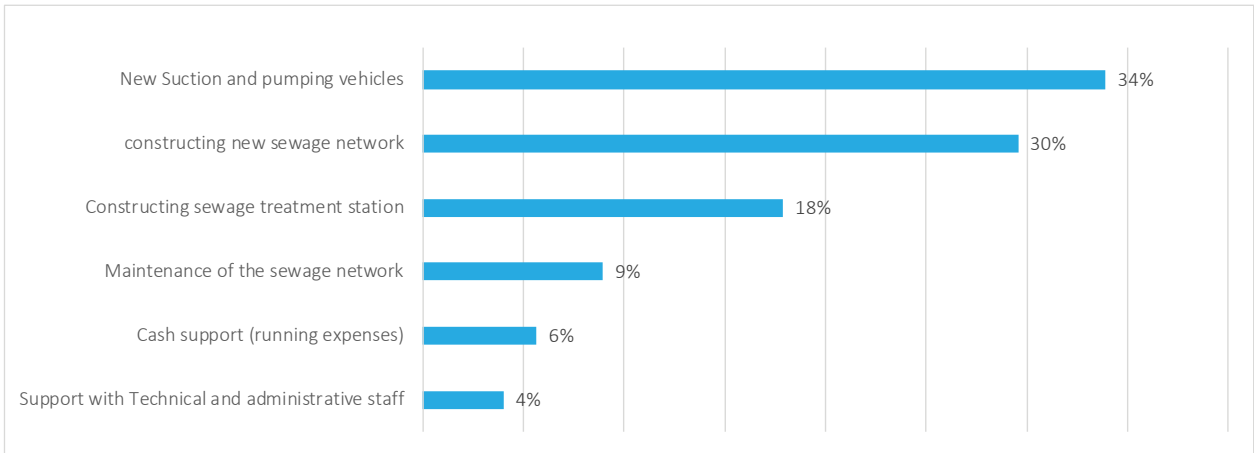
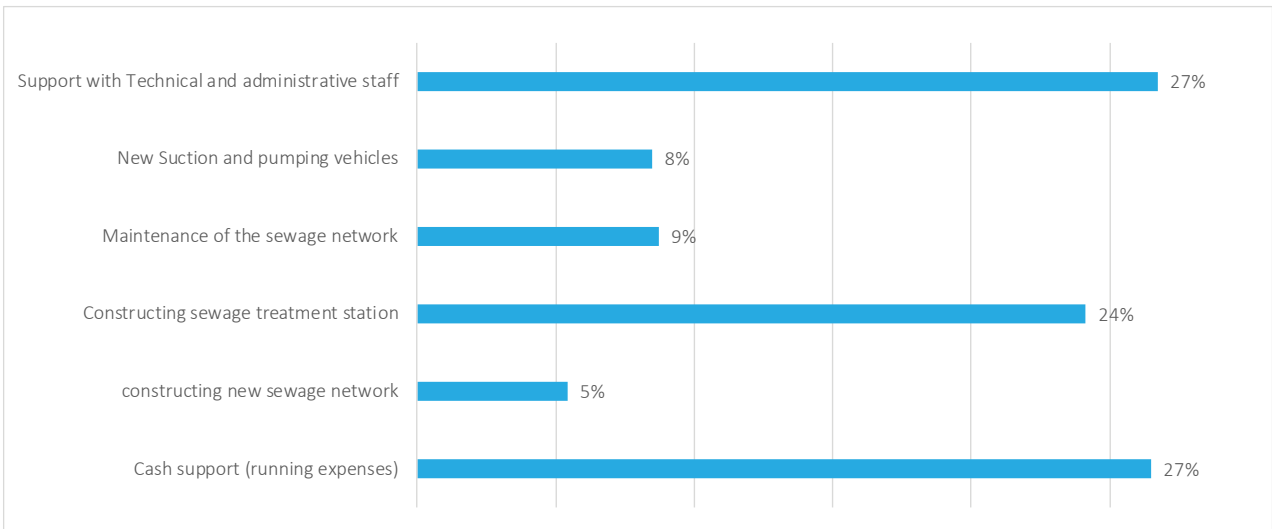


Figure 52: The top Sewerage Sector Priorities : Priority 3



11. Hygiene Sector priorities across the governorate:

Garbage collection vehicles, Garbage containers, insecticides, and running costs are the top Hygiene sector priorities, more detailed information in the below charts:

Figure 53: The top Sewerage Sector Priorities : Priority 1

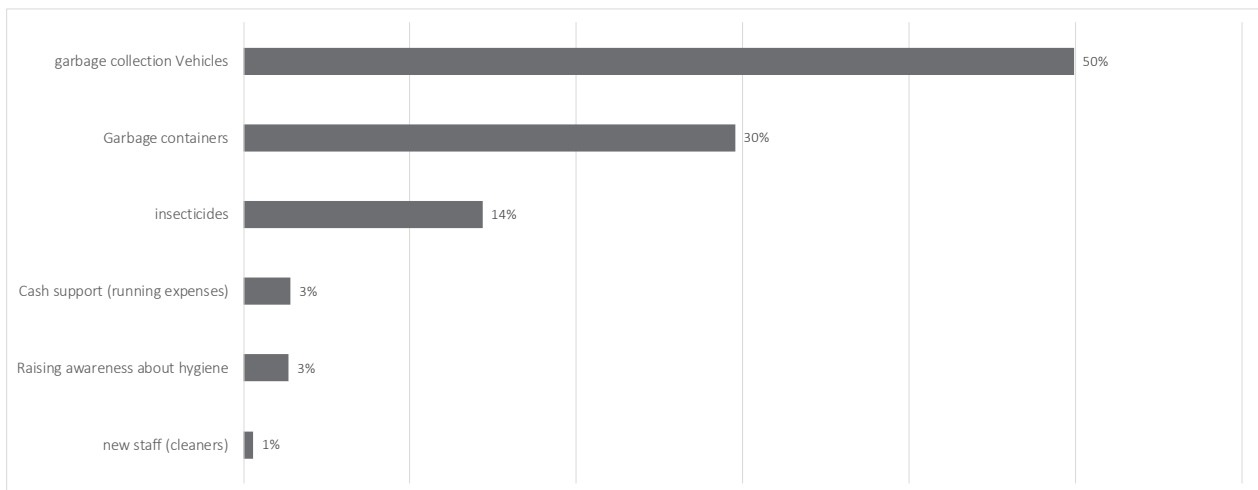


Figure 54: The top Sewerage Sector Priorities : Priority 2

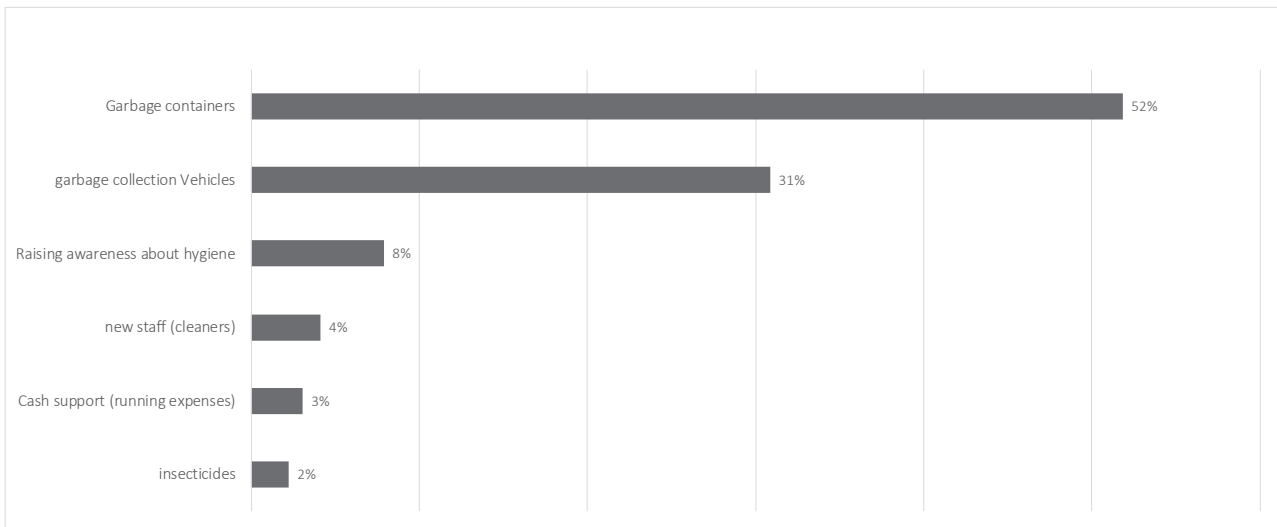
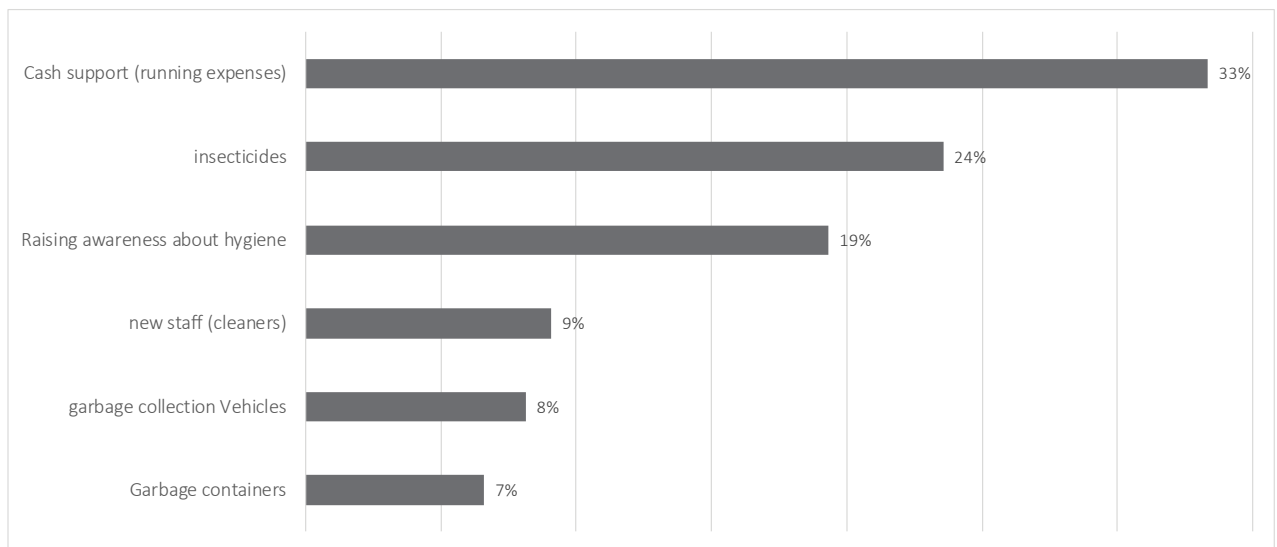



Figure 55: The top Sewerage Sector Priorities : Priority 3



12. Access to Personal Hygiene items:

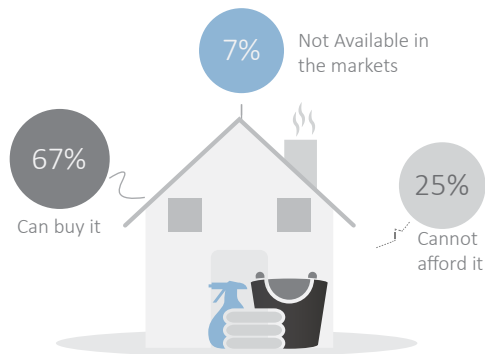
75 % of the people can buy the personal hygiene items from the local markets, while 13 % cannot afford it, and 12 % cannot find it in their local markets.

Figure 56: 26. Access to Personal Hygiene items



13. Access to House Cleaning items:

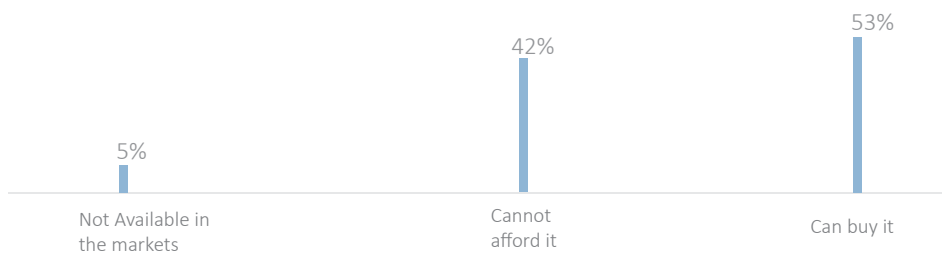
67 % of the people can buy the house cleaning items from the local markets, while 25 % cannot afford it, and 7 % cannot find it in their local markets.



14. Access to Sanitary Items:

42 % of the people can buy the Sanitary Items from the local markets, while 53 % cannot afford it, and 5 % cannot find it in their local markets.

Figure 58: 28. Access to Sanitary Items



H.EDUCATION


Education was one of the features of life that stopped in Raqqa for more than 2 years between 2014 and 2017, large schools were destroyed, as most public facilities, students were cut off from schools, this catastrophic situation has deprived students from attending the educational process during that period.



1. Children & schools

82 % of the families in AR-Raqqa have Children from age (6-17 years), 75 % of those children receive education in local schools, while others receive education as below:

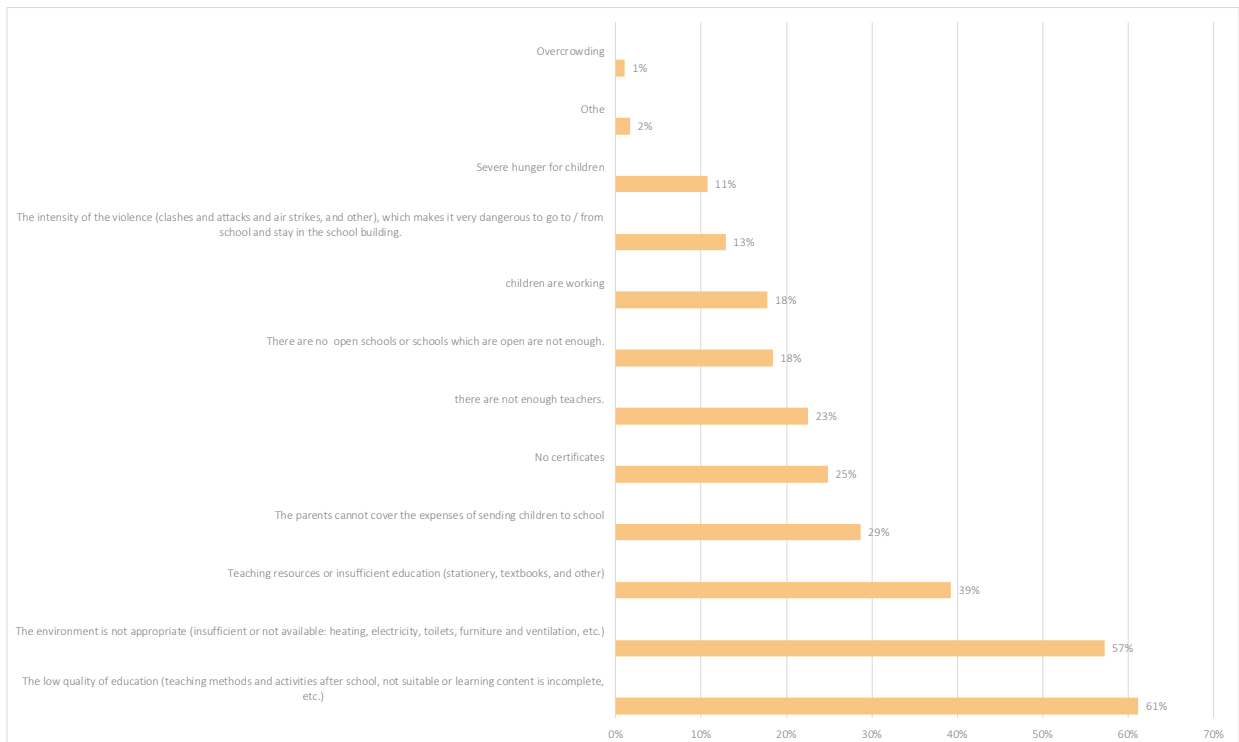
Figure 59: 28. Access to Sanitary Items



2. The main problems to send & keep children in your family (6-17 years) to school:

The low quality of education, the inappropriate education environment and the lack of educational resources are the top 3 main reasons to send & keep children in families to schools.

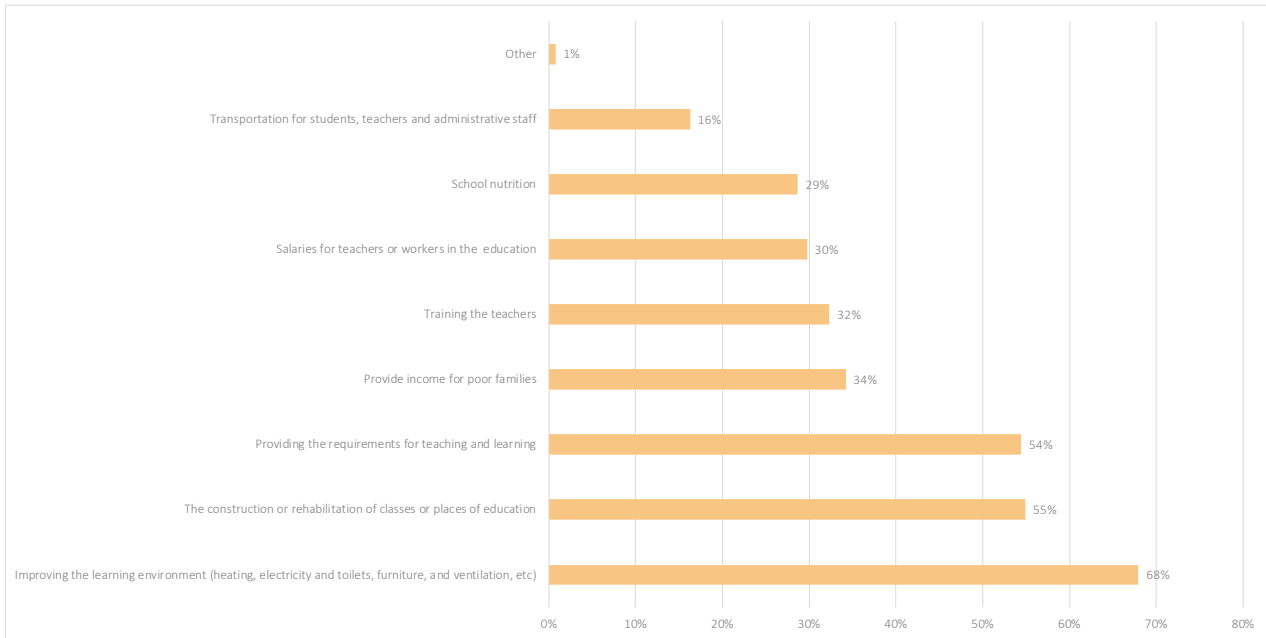
Figure 60: The main problems to send & keep children in your family (6-17 years) to school



3. The top solutions for children to go and stay in school:

Improving the learning environment, schools building enhancements and rehabilitation and support the education resources are the main 3 solutions for the majority of the children (6-17 years) to go to school and stay in school.

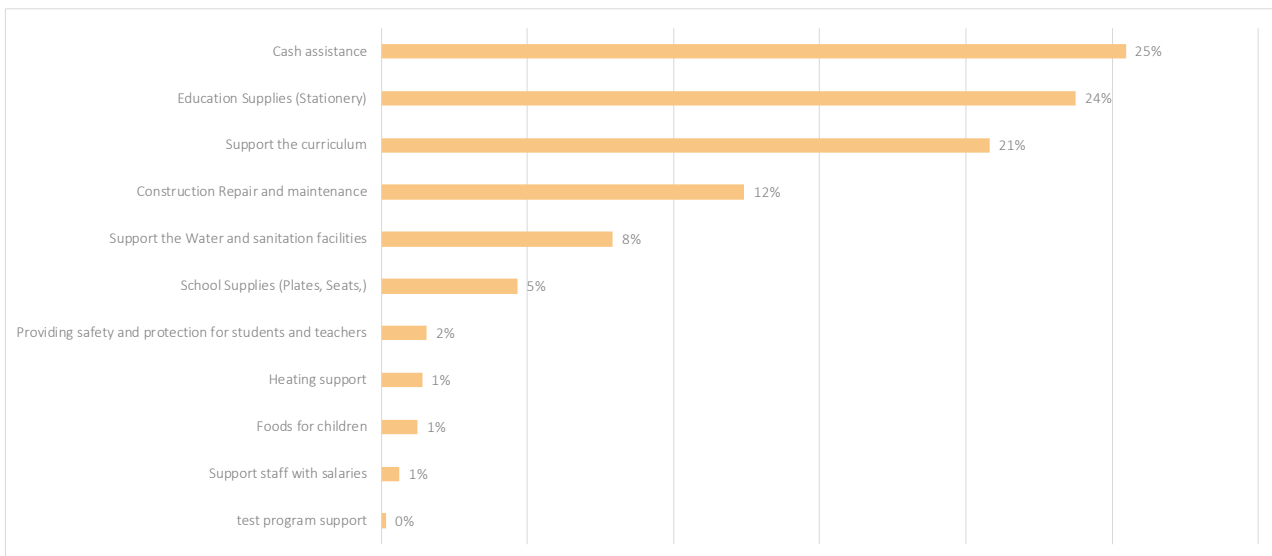
Figure 61: The main solutions for the majority of the children (6-17 years) to go to school and stay in school:



4. The top Priorities in the education sector:

Respondents were asked to identify their top 3 priorities in the education sector as per their needs. Cash Assistance, Education supplies & resources, schools rehabilitation are the top priorities in the education sector across the governorate.

Figure 62: The main solutions for the majority of the children (6-17 years) to go to school and stay in school:



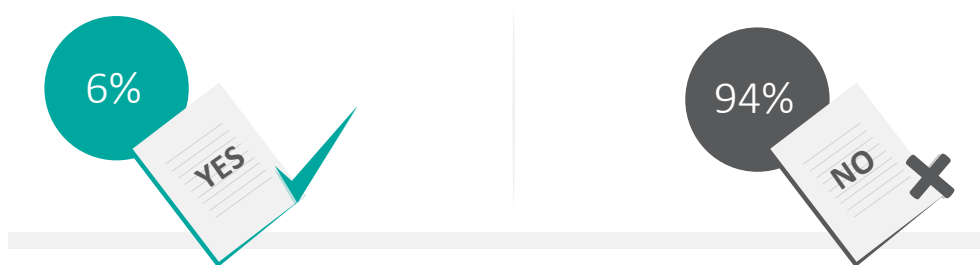
I.PROTECTION

1.Special support for women and girls in the area

During the data collection process to assess the situation and people condition under the protection sector, Al-Ameen team asked the interviewees if they observed/are you aware of type of support (formal or informal) that exists specifically for women and girls in their area in the last three months, 94 % of people do not know about any support type available, while only 6 % do.



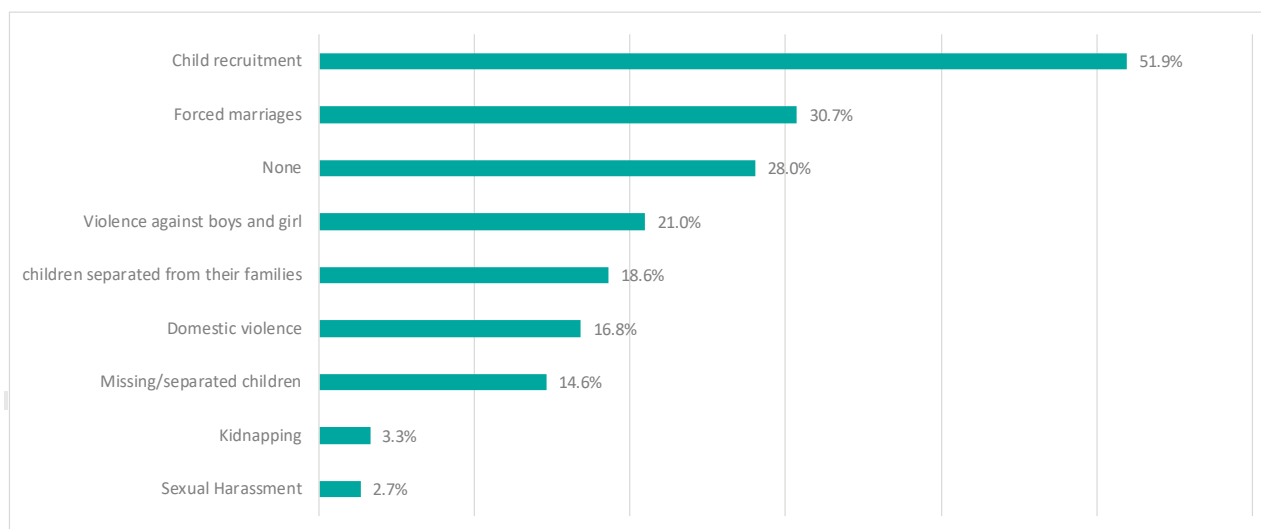
Figure 63: Special support for women and girls in the area



2. The top problems with safety or children welfare in Ar-Raqqa

During the interviewees with the respondents, they could choose more than one of the problems, which give a better understanding of the situation, the top problems are: child recruitment 51 %, forced marriage 30 %, Violence and separation 21 %.

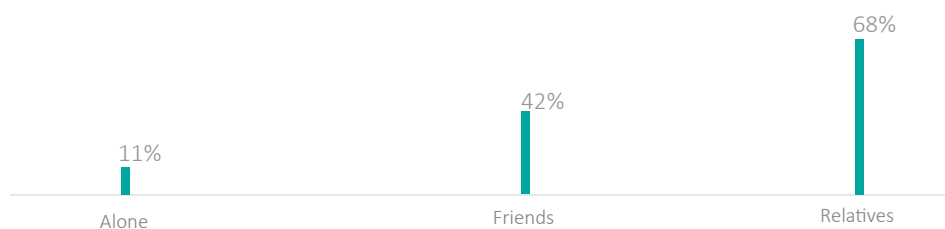
Figure 64: The top problems with safety or child welfare:



3. Separated children:

68 % of the separated children across the governorate live with their relatives, while 20 % with friends and 11 % alone.

Figure 65: The Children whom separated from their families, they are living with :



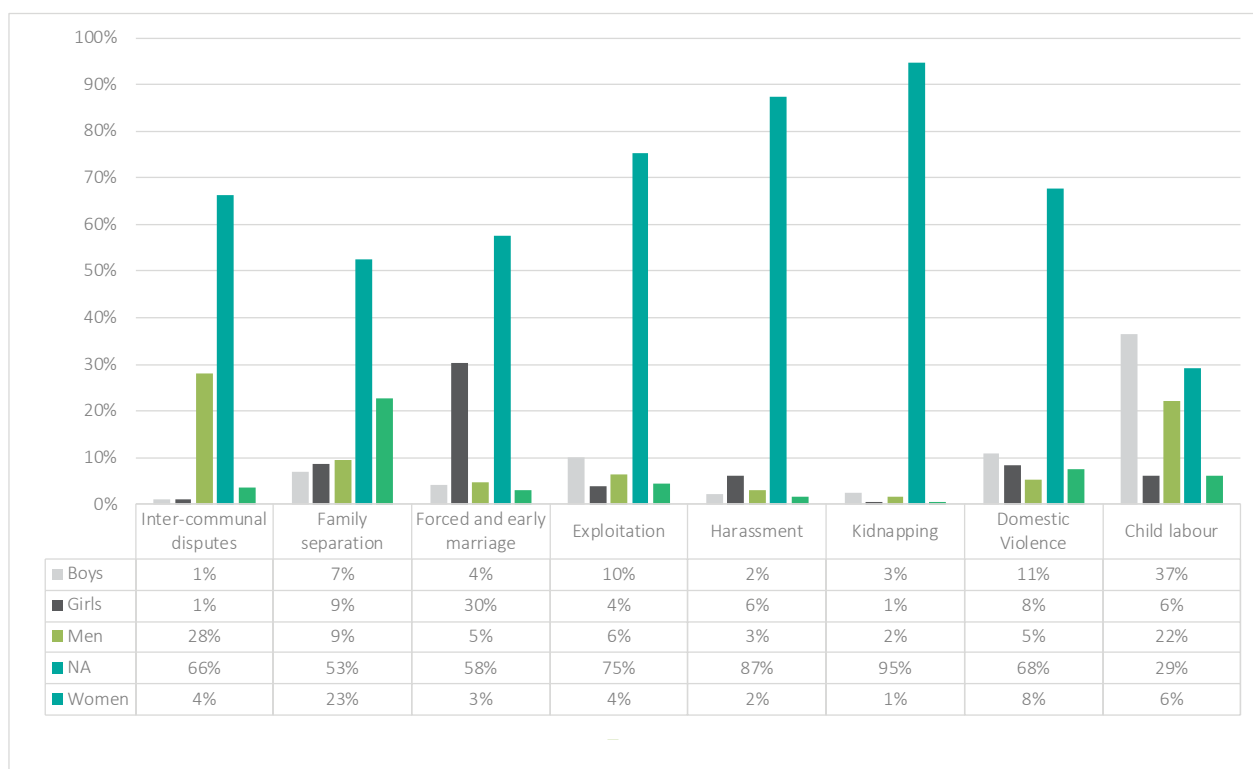
4. subject to shelling / air strikes:

Neighborhoods of 84 % of the respondents were subjected to shelling / airstrikes. The Average of Times the respondent’s neighborhoods were subjected to airstrikes / shelling across the governorate is 16 times. The average is higher In Ar-Raqqa center: 21 times

5. Situations prevalent within the Governorate in 3 months prior the Assessment:

The below chart shows the prevalent situations in the assessed communities across the governorate of Ar-Raqqa, the results shows that inter-communal disputes prevalent within 28 % of men, family separation prevalent within 22 % of women, forced marriage prevalent within 30 % of girls experienced, exploitation prevalent within 10 % of Boys, & harassment prevalent within 6 % of girls. Other prevalent situations in the below chart:

Figure 66: Situations prevalent within the Governorate in 3 months prior the Assessment:



6. The top three priorities for the Protection sector across the governorate:

Access to quality specialized GBV services and measures, Access to civil documentation, access to child safe spaces, child protection services, and psychosocial support and case management are the main protection sector priorities across the governorate according to the respondents ranking and needs.

Figure 67: The top three priorities for the Protection sector in the assessed your areas Priority 1 :

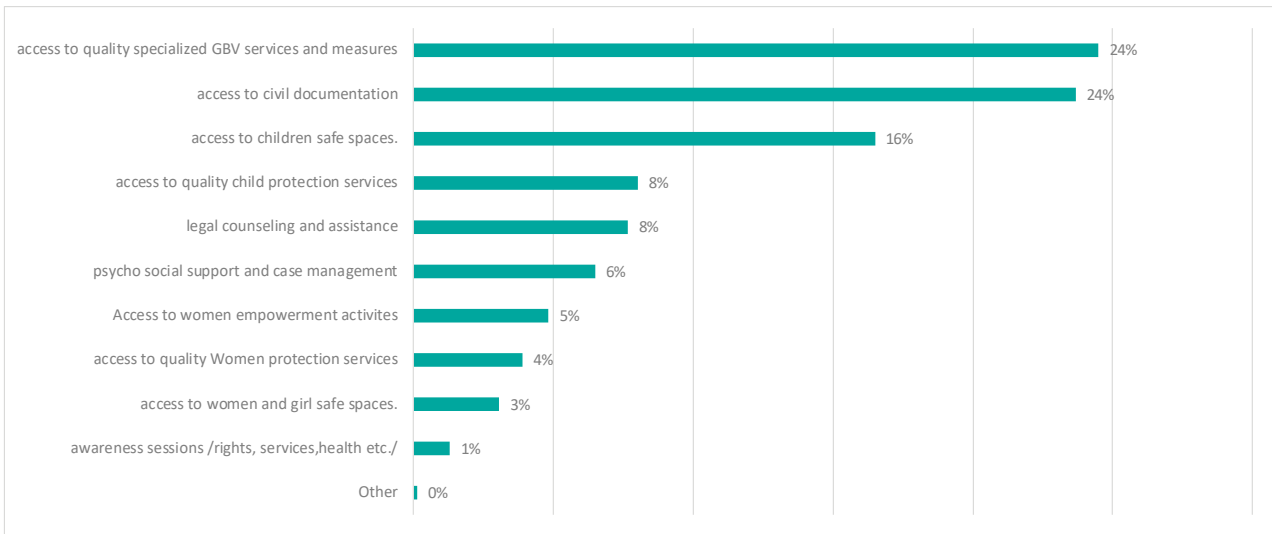


Figure 68: The top three priorities for the Protection sector in the assessed your areas Priority 2 :

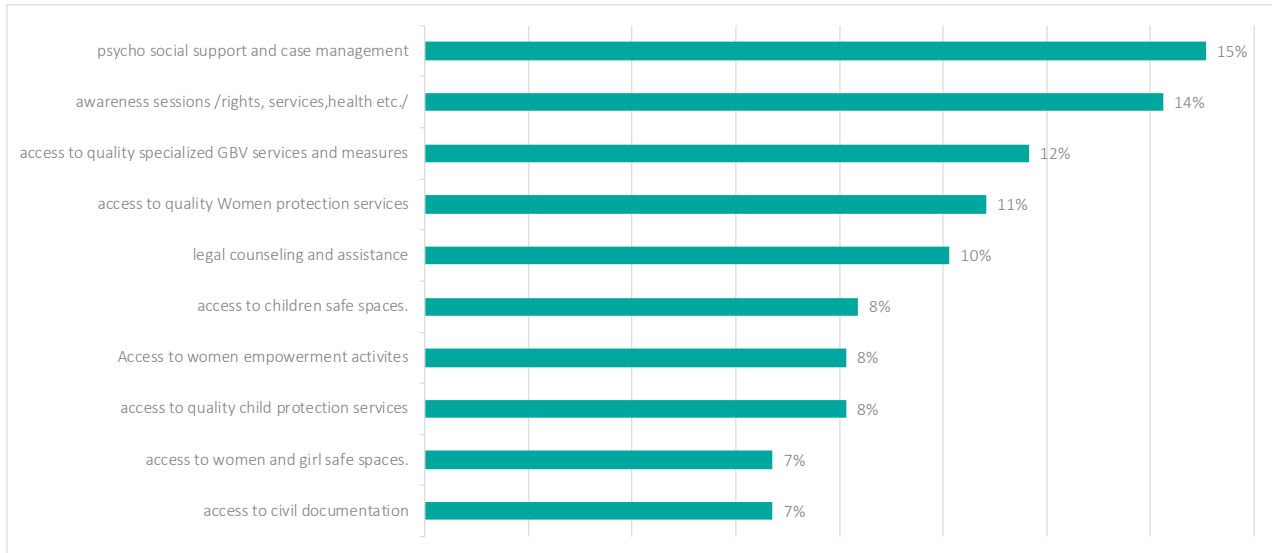
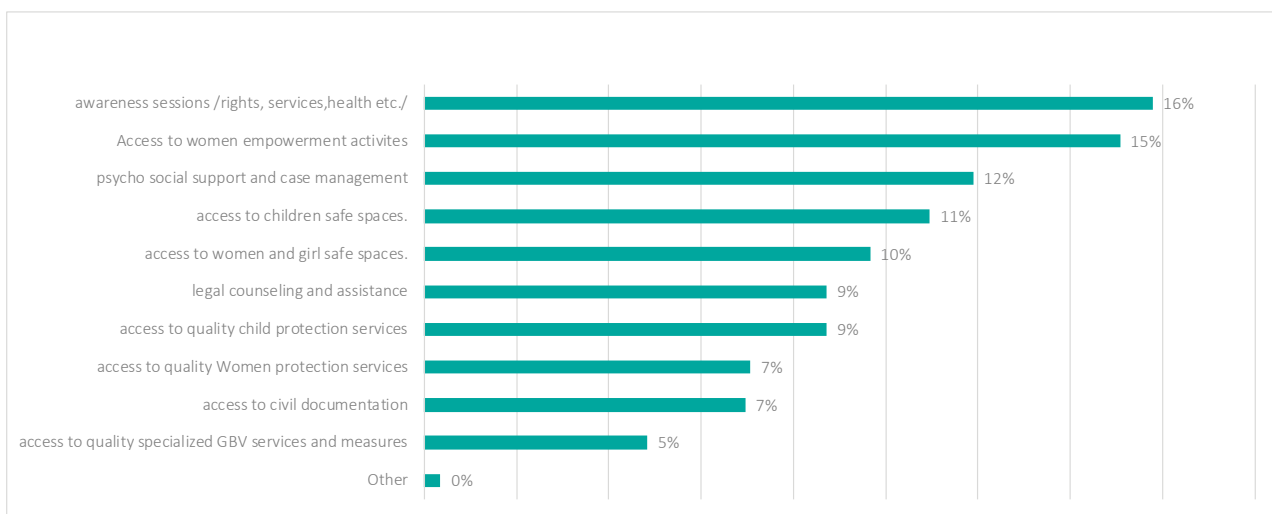


Figure 69: The top three priorities for the Protection sector in the assessed your areas Priority 3 :



J.HEALTH

Access and availability

Health care services in Ar-Raqqa governorate have been severely disrupted, and damaged most of the health care facilities.

Health care services are being provided by private hospitals and clinics managed by individuals and public hospitals managed by the local authorities and by NGOs.

Ar-Raqqa offensive resulted high number of casualties among the civilian population, Mine injuries are still occurring across the governorate, and the highest injuries take place in the center of the city.

62 % of people in Al-Raqqah have access only to Health facilities that are requires fees, and the security situation limits 9 % of people from accessing to specific health services.

1 % of the respondents received baby milk products through distribution by humanitarian actors.


As an Average, people go for a Distance of 14.6 k.m to access the nearest Health facility.



1. The top challenges accessing Health care across the governorate:

Transportation is a challenge for 88 % of people accessing health care, while costs & far distances also challenges for more than 70 % of the population.

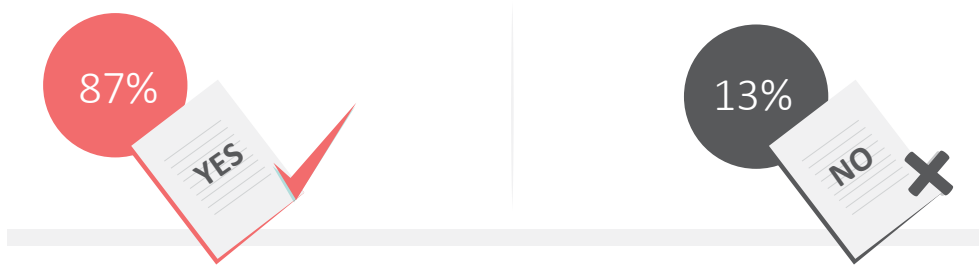
Figure 70: The top challenges accessing Health care:



2. Access to vaccines:

87 % of the respondents have access to vaccines, while other 13 % do not. Only 86 % of those who have access to vaccines get vaccine cards.

Figure 71: Access to vaccines



3. Top priorities for supporting the health sector across the governorate:

Support the people to access vaccines, establishing new medical centers in the areas which doesn't contain active ones and support the existing medical centers with equipment are the top priorities in the health sector.

Figure 72: Top priorities for supporting the health sector in the assessed areas: priority 1

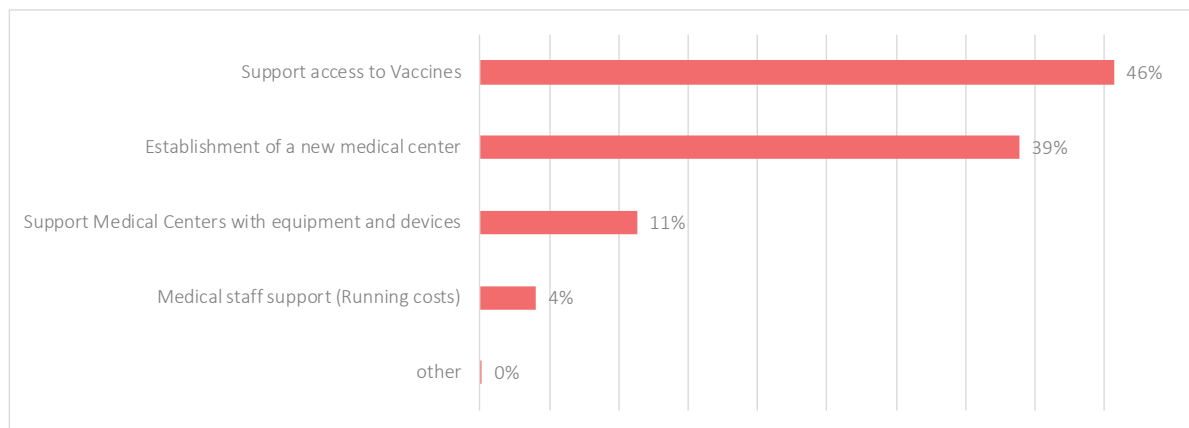


Figure 73: Top priorities for supporting the health sector in the assessed areas: priority 2

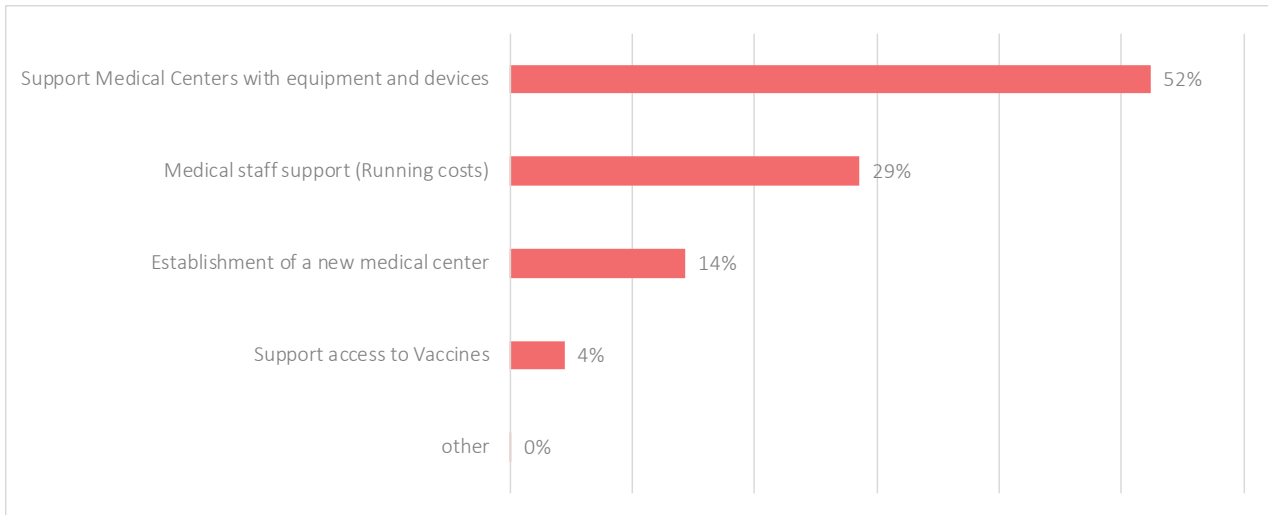
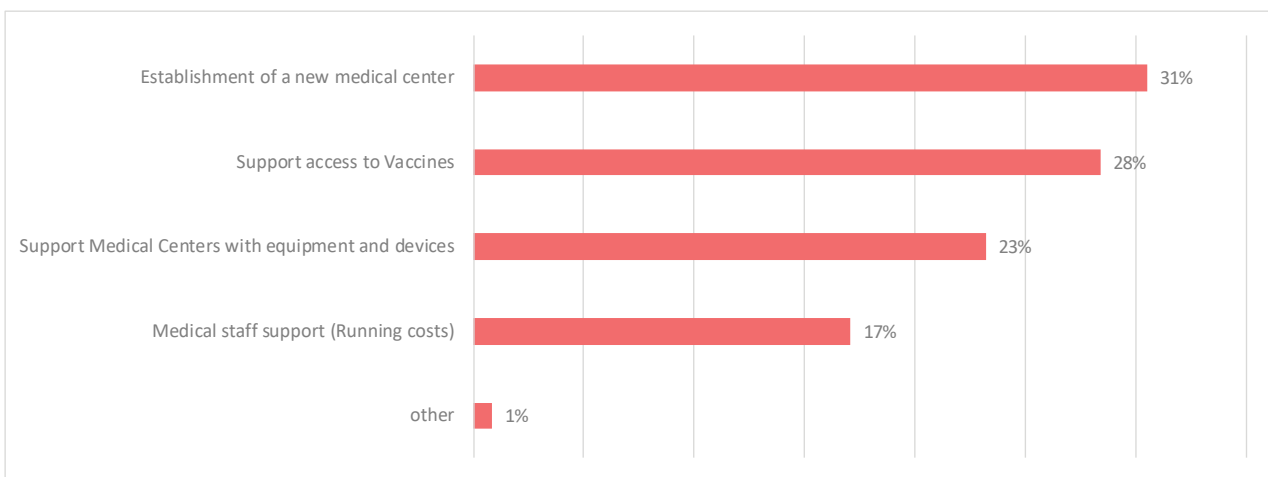


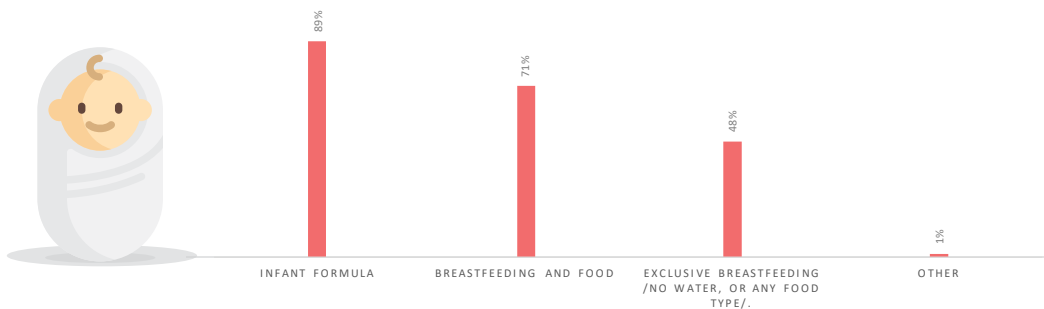
Figure 74: Top priorities for supporting the health sector in the assessed areas: priority 3



4. Top consumed foods by the children aged /0-6 Months/:

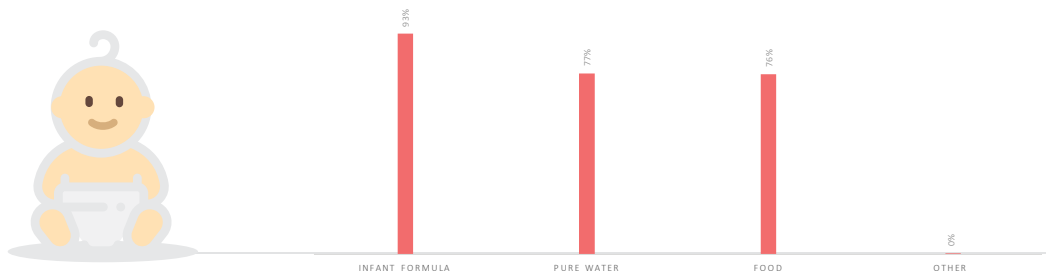
The below chart shows the top consumed foods by the children aged /0-6 Months/ across the governorate:

Figure 75: Top consumed foods by the children aged /0-6 Months/



5. Needed nutrition items for your children aged /0-24 Months/:

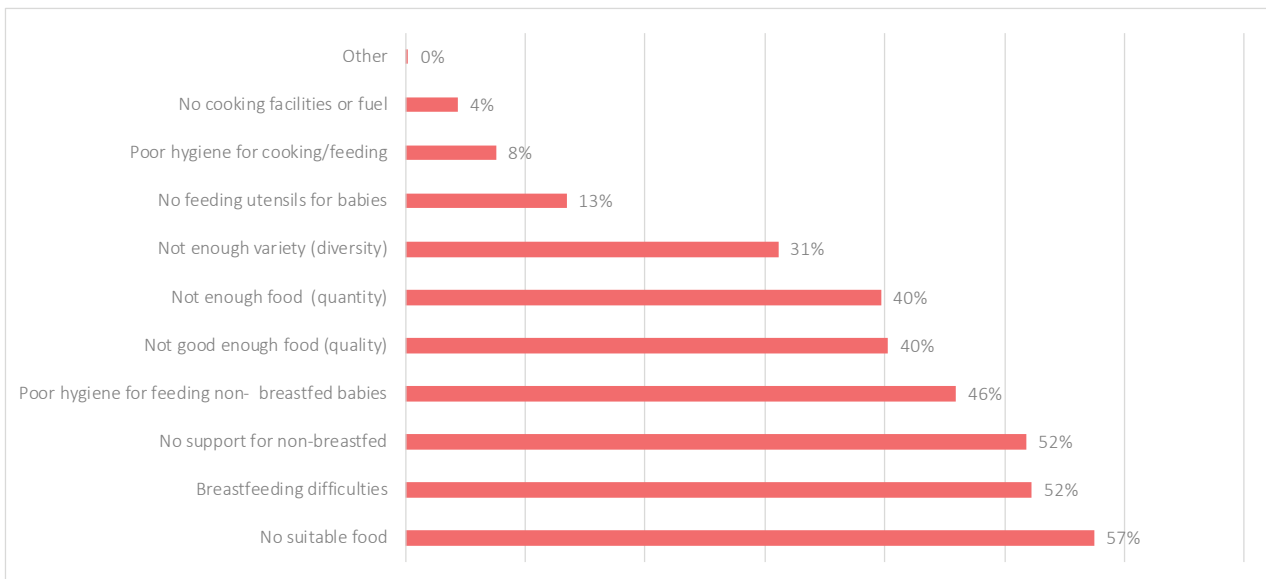
Figure 75: Top consumed foods by the children aged /0-24Months/



6. The top 4 problems which identified in feeding babies and young children /0-6 Months/

No suitable food, breastfeeding difficulties, no support for non-breastfeed and poor hygiene for feeding non-breastfeeding babies are the top 4 problems which identified in feeding babies and young children /0-6 Months/.

Figure 76: 15. The top 4 problems which identified in feeding babies and young children /0-6 Months \



7. Top priorities for the Nutrition sector across the governorate:

Access to supplementary feeding services, access to malnutrition treatment, and cash-based transfer are the top priorities in the nutrition sector across the governorate.

Figure 77: Top priorities for the Nutrition sector in the assessed areas: priority 1

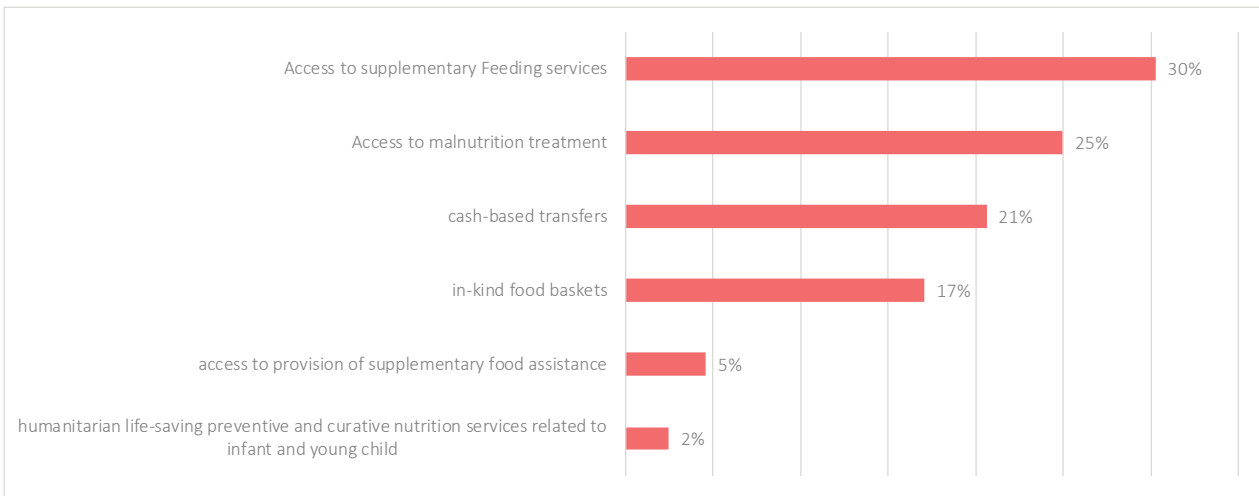


Figure 78: Top priorities for the Nutrition sector in the assessed areas: priority 2

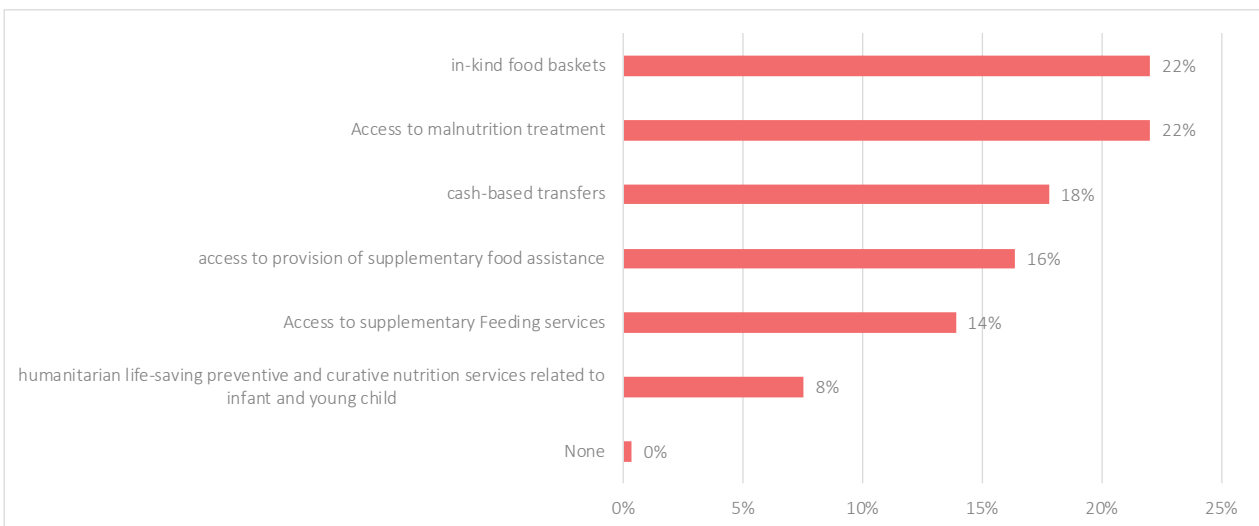
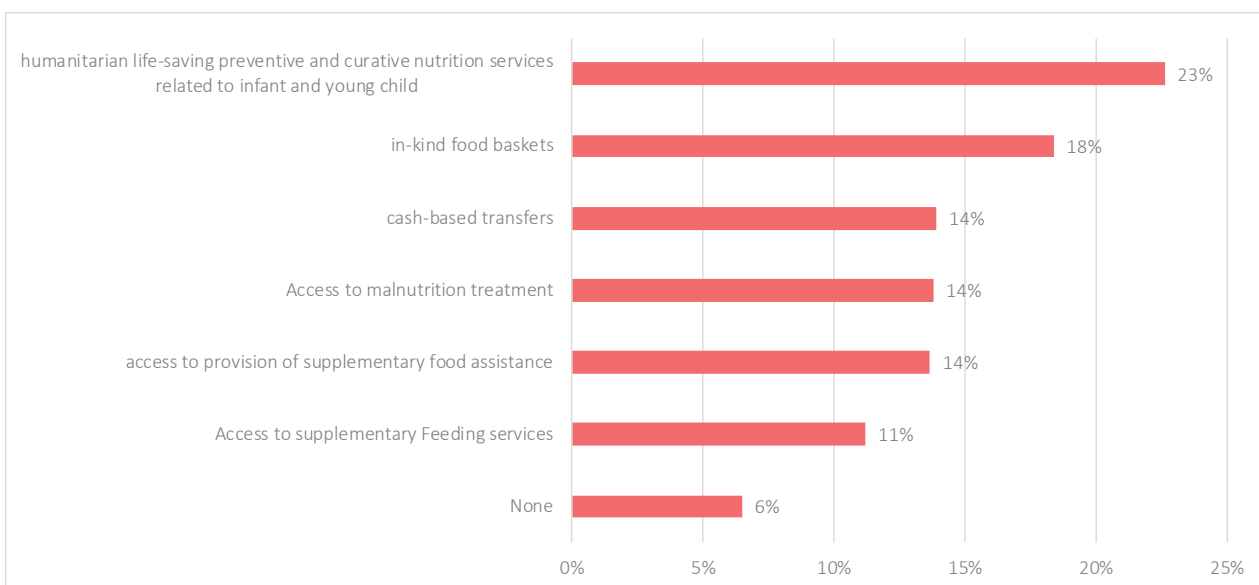


Figure 79: Top priorities for the Nutrition sector in the assessed areas: priority 3



K. PRIORITY NEEDS IN THE GOVERNORATE OF AR-RAQQA

Access to the public services especially water and electricity and infrastructure rehabilitation are the top priorities in the center of Ar-Raqqa and people need all kinds of support to rebuild their livelihoods.

Across the governorate, people need work / jobs opportunities, Agriculture support, livestock support access to basic public services and cash are the top priorities across the governorate.

Figure 80: Top Priority Needs , Priority Need

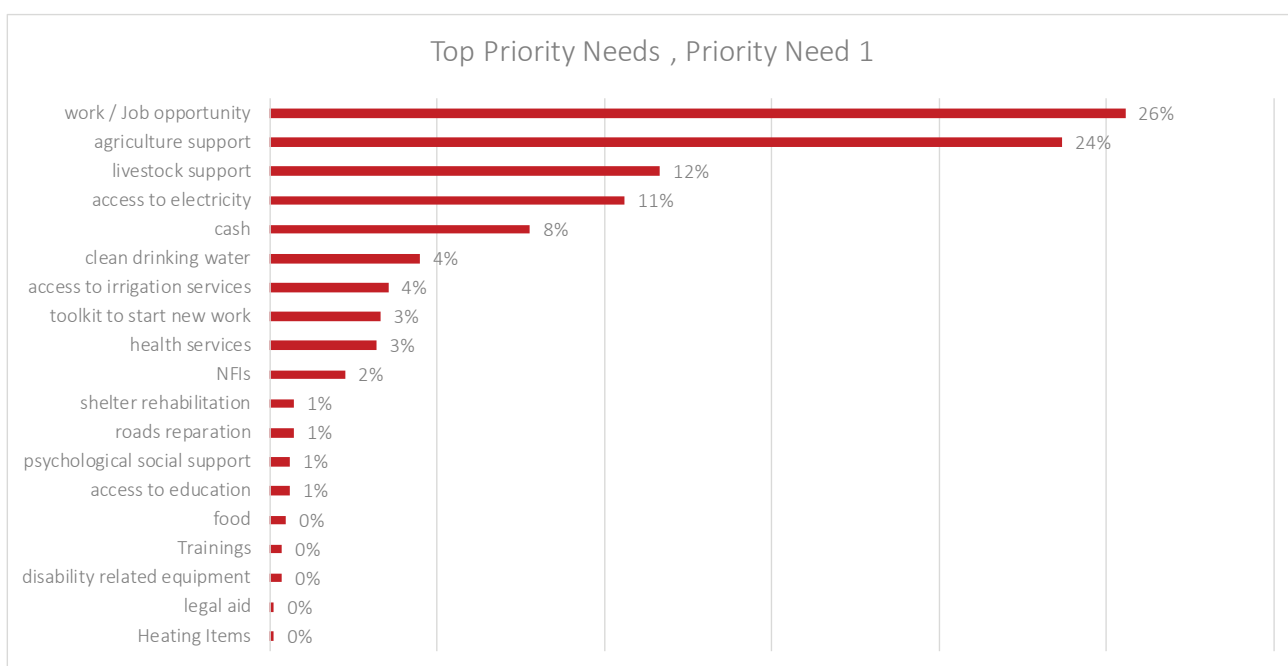


Figure 81: Top Priority Needs , Priority Need 2

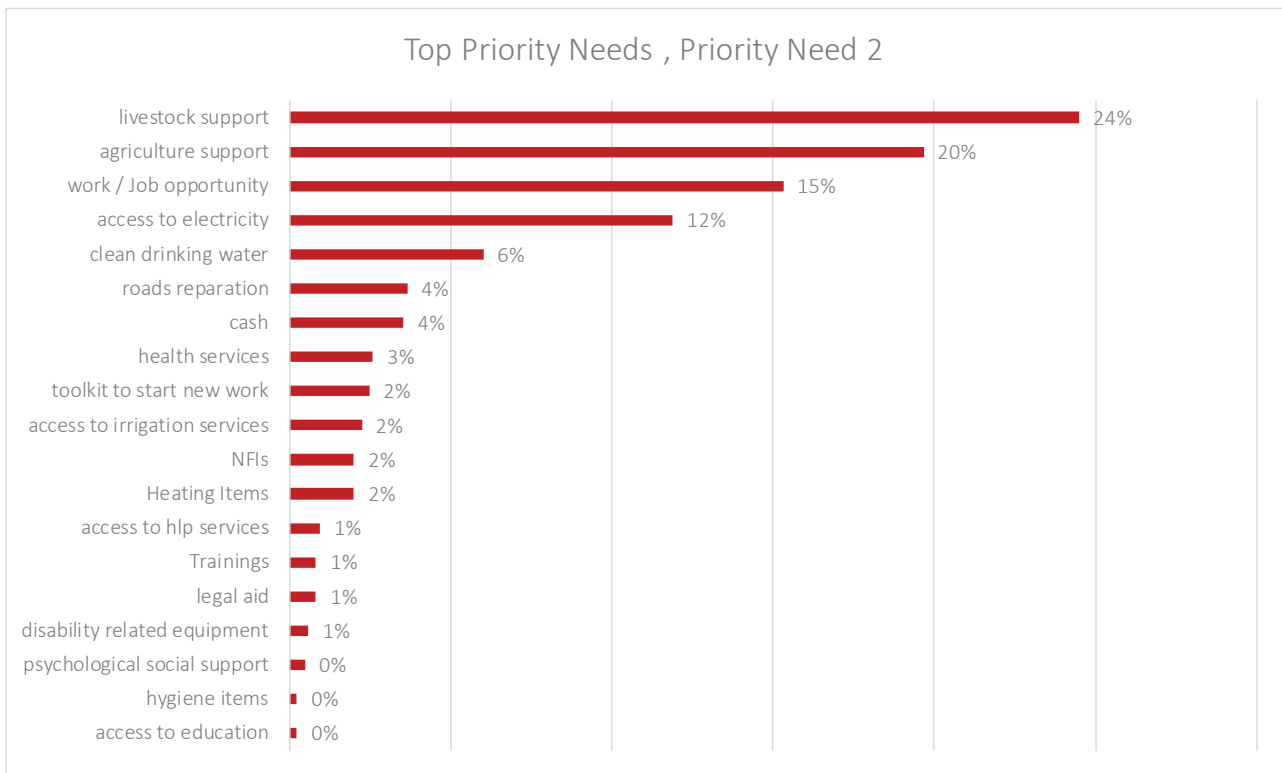
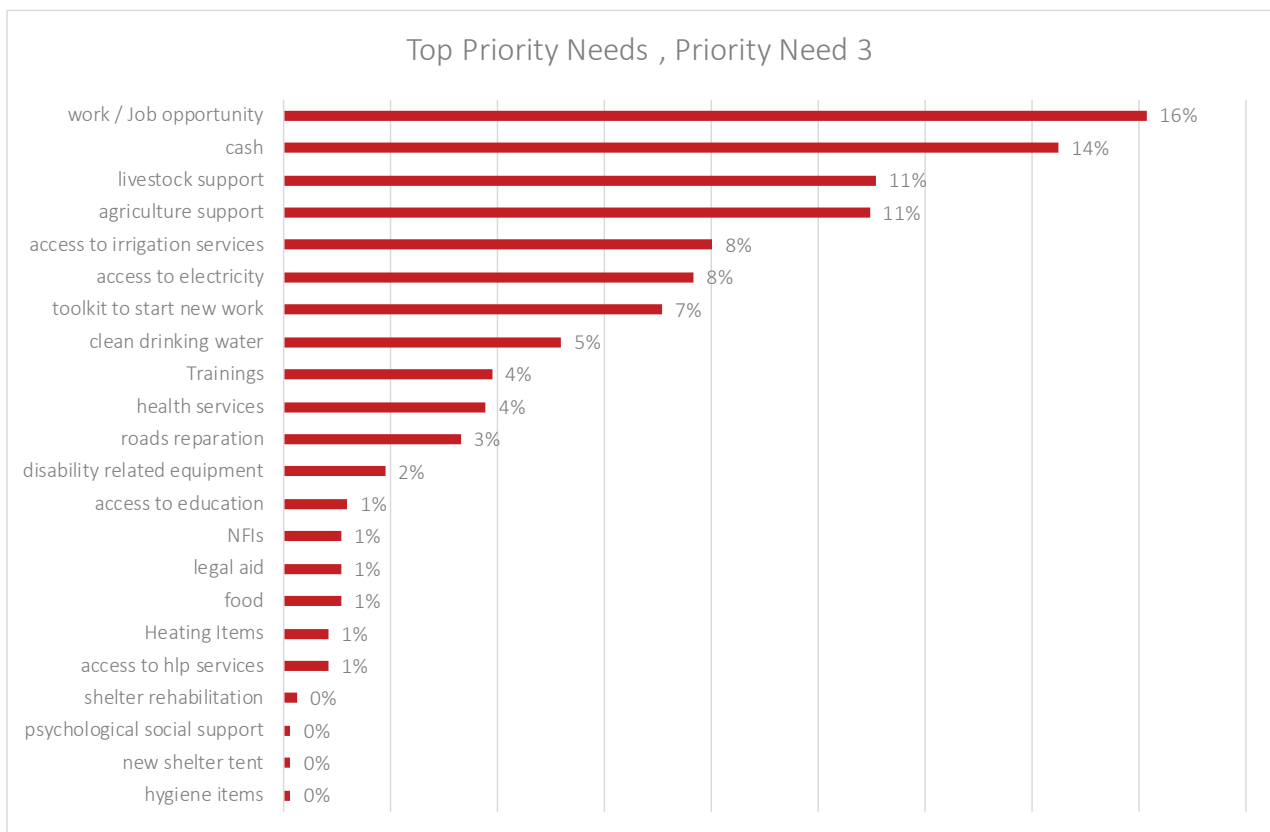


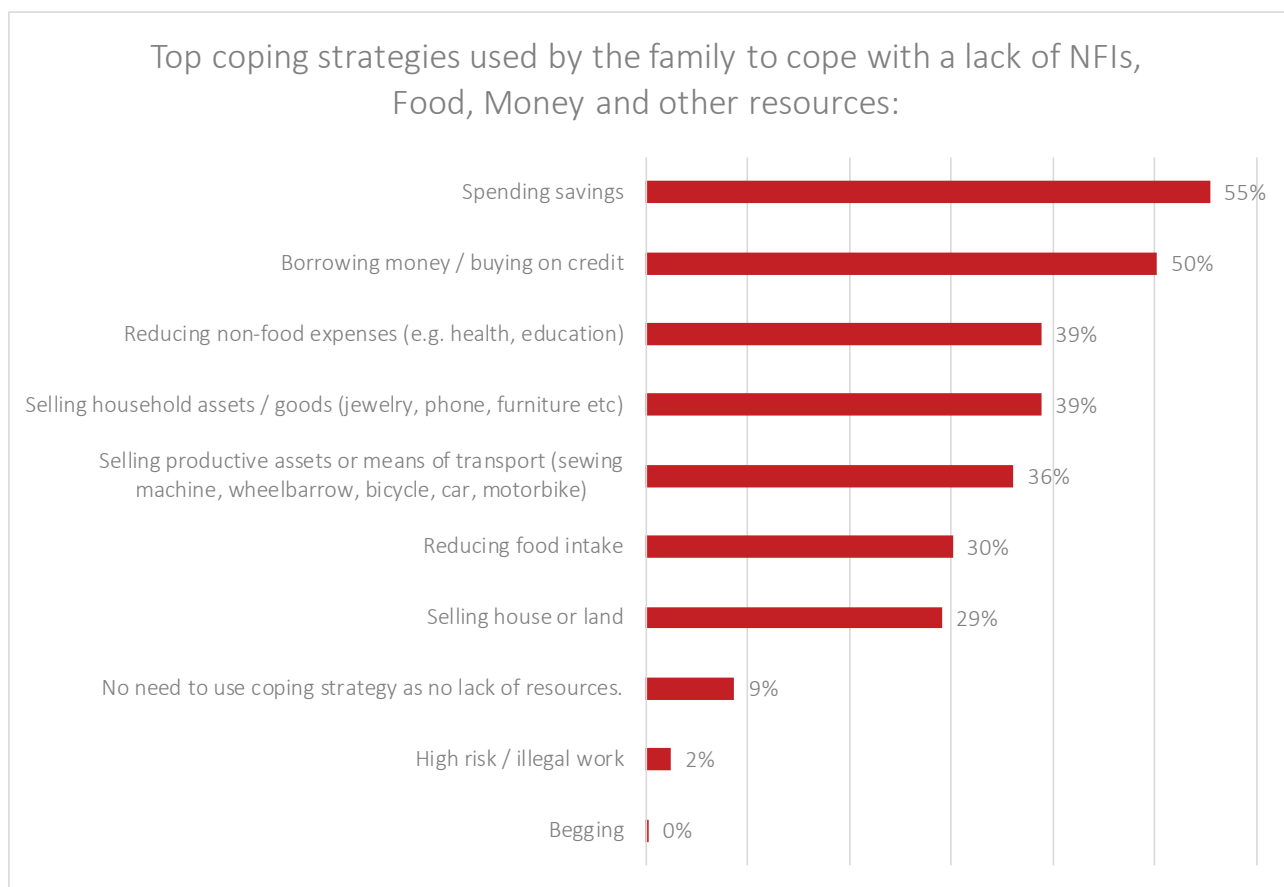
Figure 82: Top Priority Needs , Priority Need 3



L. THE COPING STRATEGIES USED BY THE FAMILY TO COPE WITH A LACK OF NFIS, FOOD, MONEY AND OTHER RESOURCES:

The majority of those affected by the conflict spent their savings, borrowed money, sold family or productive assets and reduced their non-food expenses to cope with lack of NFIs, Food, Money and other resources.

Figure 83: Top coping strategies used by the family to cope with a lack of NFIs,



M. RETURNEES TO THE CENTER OF AR-RAQQA -APR-2018:

Till April 2018, returnees consistently rank access basic public services and all types of support that help to rebuild their livelihoods as priority need.

There are other Key issues in Ar-Raqqa city center, protection concern related to explosive hazard contamination, widespread infrastructural damages and the lack of public service delivery. Deaths and injuries of civilians, including children, due to explosive hazard continue in Ar-Raqqa city.

Mine risk education activities have been needed across Ar-Raqqa city, conditions are still not in place for the safe, dignified and sustainable return of IDPs.

Some new private hospitals were also opened in Raqqa city. Access to health care within Ar-Raqqa city is improving, but secondary/tertiary care remains limited.



N. DEEPER NEEDS:

The city of Raqqa is witnessing a slow and steady return of life despite the enormity of the destruction caused during the battles. This depends also on the public basic services availability and the ability of the local authorities to do the basic required rehabilitation & maintenance to operate the basic services, there are critical Non-Food Items (NFIs) and shelter gaps for people returning to the center of the city.

All returnees need food support, at least for the first 3 months after their return, it's also needed to Support the provision of civil status & real estate documentation to facilitate freedom of movement. Reinforce mobile teams and the establishment of Protection Units in the city, to support the provision of psychological social support and other variety of services. There is Lack of mental health and psycho-social support services for both children and adults.

Shortages of healthcare staff and functioning health care facilities mean that people with life-threatening illnesses or injuries may not receive life-saving care. Unsafe water and poor hygiene practices among returnees in shelters increase the risk of water- and food-borne diseases.

All school-aged children from Ar-Raqqa have had their education affected due to the crisis for the past years, supporting schools, teachers and students to refresh their educational skills is needed. Children whom didn't attend schools during the last years need immediate integration in education.



O. RECOMMENDATIONS:

Food Security & Livelihoods Sector

- Systematic support for the neediest families including regular food baskets / Food Vouchers.
- Supporting the agricultural sector by providing inputs of fertilizers and pesticides with promotional prices.
- Promoting agricultural mechanization and maintenance of agricultural mechanisms.
- Supporting the livestock sector by securing feed at incentive prices and opening agricultural extension centers that provide vaccines and medicines for livestock keepers and implement Reproduction of livestock projects.
- Supporting development projects and strategic crops and creating markets for agricultural products and facilitating import & export procedures.
- Securing sources of water for irrigation in the shadow of the scarcity of water resources.
- Bakeries support to contribute to lower the price of bread and rehabilitating Non-functional bakeries.
- Building resilience and restoring livelihoods of internally displaced people & Returnees and Local communities through Quick Impact In-Kind Livelihoods Grants for the Most Vulnerable Skilled Groups.
- Job placement Support activities.
- Capacity & skills building courses targeting Women & Men Youth across the governorate.

HEALTH SECTOR

- Rehabilitating Ar-Raqqa national hospital and provide free medical services & medicines.
- Financial support including operational costs and equipment.
- Establishing mobile health clinics & PHC centers.
- Establishing specialized services.
- Improving & strengthening referral pathway system among facilities and agencies.

NUTRITION SECTOR

- Strengthen preventative nutrition services for vulnerable groups in need of humanitarian response, focusing on appropriate infant and young child feeding practices, micro-nutrient initiatives, and optimal maternal nutrition.
- Improve accesses of nutritional screening in Ar-Raqqa, treatment of acute malnourished cases for children under 5, and referral of the complicated malnourished cases to appropriate medical centers.
- Support improved and equitable access to life saving nutritional services for food insecure and vulnerable children (boys and girls) and pregnant and lactating women (PLW) at community and facilities level to stabilize and/or reduce acute malnutrition in Ar-Raqqa.

PROTECTION SECTOR

- Increase the protection of populations at risk from the consequences of the conflict through tailored protection activities to prevent, respond to, and advocate against rights violations.
- Survivors have access to quality specialized GBV services and measures are in place to prevent and reduce risks of GBV.
- Increased and more equitable access for boys and girls to quality child protection interventions in targeted locations in line with the Child Protection Minimum Standards in Humanitarian Action
- Provide protection services to children involved with child labor.
- Implement Psychological social support activities for the risk-groups.
- Implement Case management projects and establish referral pathway between the actors.
- Implement Women empowerment activities /with special focus on rural areas/
- Increased protection of women and girls in Ar-Raqqa through GBV prevention and response activities.
- Improve access to essential GBV protection services.
- Individualized International Humanitarian Law and Humanitarian Principles trainings for the local humanitarian organizations in the governorate of Ar-Raqqa.

WASH SECTOR

- Rehabilitating the main water stations across the governorate and provide clean drinking water.
- Water resource and water tanks maintenance.
- Monetary support for the water and sanitation sector and supporting operating expenses.
- Maintenance and repair of pumping lines and water networks.
- Maintenance of the sewage network.
- Garbage collection vehicles

EDUCATION SECTOR:

- Restoration of partially destroyed schools and rebuilding the completely destroyed schools.
- Support the teachers with education skills refreshment courses.
- Psychological social Support for students.
- School meals distribution.
- School kit distribution.
- Periodic assessment of the educational process, including students, teachers and administrative staff performance.

SHELTER AND NFI SECTOR

- Small Shelter Units Rehabilitation and cash support for the most vulnerable.
- Supporting all non-food items including clothes, cooking fuel and cash assistance.

HLP SECTOR

- Promoting access to justice and contributing towards durable solutions for the existing HLP disputes.
- Addressing loss of land and inability to return to land and homes.
- Supporting women's recovery through the protection of their HLP rights.
- Supporting local systems and bridging transition.
- Supporting access to new HLP documentation.
- Supporting the establishment of digital Archive / database for the HLP documents for Ar-Raqqa.
- Provision of anti-burn/damage bags to keep the HLP documents.
- Awareness sessions about the available HLP services, local laws, rules and regulations.

DEMOGRAPHY SECTION

- Building the capacity of specialized staff concerned with the monitoring and registration of the population and the IDPs and their needs.
- Implementing housing projects in order to provide better shelter for the displaced.

For further information about this report please contact:

AHMAD AL KHALIL

FOOD SECURITY AND LIVELIHOODS
PROGRAM COORDINATOR

PHONE: 0090 531 762 04 40

EMAIL: aalkhalil@alameen.org

DR. RAMI ALRAYES

HEALTH PROGRAM COORDINATOR

PHONE: 009 053 192 10 50

EMAIL: r.alrayes@alameen.org



AR-RAQQA'S

NEEDS OVERVIEW

01 JULY 2018

Al-Ameen for Humanitarian Support



www.alameen.org
info@alameen.org